



Georgia Department of Community Health

Validation of Performance Measures

for

AMERIGROUP Community Care

Measurement Period: Calendar Year 2012

Validation Period: State Fiscal Year 2013

Publish Date: September 20, 2013



3133 East Camelback Road, Suite 300 • Phoenix, AZ 85016

Phone 602.264.6382 • Fax 602.241.0757

Validation of Performance Measures 1

- Validation Overview 1
- Care Management Organization (CMO) Information..... 1
- Performance Measures Validated 2
- Description of Validation Activities..... 4
 - Pre-Audit Strategy 4
 - Validation Team 4
 - Technical Methods of Data Collection and Analysis 5
 - On-Site Activities..... 5
- Data Integration, Data Control, and Performance Measure Documentation 7
 - Data Integration..... 7
 - Data Control 7
 - Performance Measure Documentation 7
- Validation Results 8
 - Medical Service Data (Claims/Encounters)..... 8
 - Enrollment Data 8
 - Provider Data 9
 - Medical Record Review Process 9
 - Supplemental Data..... 9
 - Data Integration..... 10
 - Performance Measure Specific Findings 10
- Validation Findings 11

Appendix A. Data Integration and Control Findings.....A-1

Appendix B. Denominator and Numerator Validation FindingsB-1

Appendix C. Performance Measure Results.....C-1

Appendix D. Final Audited HEDIS Rates.....D-1

Appendix E. Performance Measure Validation Reporting SpreadsheetE-1

Appendix F. HEDIS Interactive Data Submission System Data F-1

Validation of Performance Measures for AMERIGROUP Community Care

Validation Overview

Validation of performance measures is one of three mandatory external quality review (EQR) activities that the Balanced Budget Act of 1997 (BBA) requires state Medicaid agencies to perform. Health Services Advisory Group, Inc. (HSAG), the external quality review organization (EQRO) for the Department of Community Health (DCH), conducted the validation activities. The DCH contracts with three care management organizations (CMOs) to provide services to Medicaid managed care enrollees and PeachCare for Kids[®] enrollees. PeachCare for Kids[®] is the name of Georgia’s stand-alone Children’s Health Insurance Program (CHIP). The DCH identified a set of performance measures that were calculated and reported by the CMOs for validation. HSAG conducted the validation activities as outlined in the Centers for Medicare & Medicaid Services (CMS) publication, *EQR Protocol 2: Validation of Performance Measures Reported by the MCO: A Mandatory Protocol for External Quality Review (EQR)*, Version 2.0, September 2012.

Care Management Organization (CMO) Information

HSAG validated performance measures calculated and reported by AMERIGROUP Community Care (AMERIGROUP). Information about AMERIGROUP appears in Table 1.

Table 1—AMERIGROUP Community Care Information

CMO Name:	AMERIGROUP Community Care
CMO Location:	303 Perimeter Center North, Ste. 400 Atlanta, GA 30346
CMO Audit Location:	1300 Amerigroup Way Virginia Beach, VA 23464
CMO Contact:	Tanya Chambers-Ashford, MPA, MSOC, Regulatory Market Manager
Contact Telephone Number:	678.587.4840, Ext. 74994
Contact E-mail Address:	Tanya.chambers-ashford@amerigroup.com
Site Visit Date:	March 20–21, 2013

Performance Measures Validated

HSAG validated performance measures identified and selected by DCH for validation. All performance measures were selected from the Centers for Medicare & Medicaid Services’ (CMS) Initial Core Set of Children’s Health Care Quality Measures,¹ the Initial Core Set of Health Care Quality Measures for Adults Enrolled in Medicaid,² or the Agency for Healthcare Research and Quality (AHRQ). The measurement period was identified by DCH as calendar year (CY) 2012 for all measures except the two child core set dental measures. The dental measures were reported for federal fiscal year (FFY) 2012, which covered the time frame of October 1, 2011, through September 30, 2012, per CMS requirements. Table 2 lists the performance measures that HSAG validated and identifies who calculated the performance measure rates.

Table 2—List of CY 2012 Performance Measures for AMERIGROUP

	Performance Measure	Method	Specifications	Rate Calculation by:
1.	Annual Pediatric Hemoglobin (HbA1c) Testing (ages 5–17)	Hybrid ³	CMS Child Core Set	AMERIGROUP
2.	Annual Percentage of Asthma Patients with One or More Asthma-Related Emergency Room Visit (ages 2–20)	Admin	CMS Child Core Set	AMERIGROUP
3.	Cesarean Delivery Rate	Admin	AHRQ	AMERIGROUP
4.	Cesarean Rate for Nulliparous Singleton Vertex	Admin	CMS Child Core Set ⁴	AMERIGROUP
5.	Percentage of Eligibles that Received Dental Treatment Services	Admin	CMS Child Core Set	AMERIGROUP
6.	Percentage of Eligibles that Received Preventive Dental Services	Admin	CMS Child Core Set	AMERIGROUP
7.	Percentage of Live Births Weighing Less Than 2,500 Grams	Admin	CMS Child Core Set/AHRQ	AMERIGROUP
8.	Adult Asthma Admission Rate	Admin	CMS Adult Core Set	AMERIGROUP
9.	Chronic Obstructive Pulmonary Disease (COPD) Admission Rate	Admin	CMS Adult Core Set	AMERIGROUP
10.	Congestive Heart Failure Admission Rate	Admin	CMS Adult Core Set	AMERIGROUP
11.	Diabetes, Short-Term Complications Admission Rate	Admin	CMS Adult Core Set	AMERIGROUP

¹ The Centers for Medicare & Medicaid Services. Initial Core Set of Children’s Health Care Quality Measures, November 2012.

² The Centers for Medicare & Medicaid Services. Initial Core Set of Health Care Quality Measures for Adults Enrolled in Medicaid, February 2013.

³ Hybrid measures require both administrative data and medical record review.

⁴ The CMS measure specifications were modified by HSAG.

In addition to the AHRQ and the CMS adult and child core set measures audited by HSAG, DCH required AMERIGROUP to report a selected set of Healthcare Effectiveness Data and Information Set (HEDIS[®]) measures to DCH. AMERIGROUP was required to contract with an NCQA-licensed audit organization and undergo an NCQA HEDIS Compliance Audit[™]. Final audited HEDIS measure results from NCQA's Interactive Data Submission System (IDSS) were submitted to HSAG and provided to DCH. Appendices D and E display the final audited HEDIS 2013 results for all required measures, covering the 2012 measurement period. HSAG will use these results in addition to the measures HSAG validated and displayed within this report as data sources for the annual EQR technical report.

HEDIS[®] is a registered trademark of the National Committee for Quality Assurance (NCQA).
HEDIS Compliance Audit[™] is a trademark of the National Committee for Quality Assurance (NCQA).

Description of Validation Activities

Pre-Audit Strategy

HSAG conducted the validation activities as outlined in the CMS performance measure validation protocol. To complete the validation activities for AMERIGROUP, HSAG obtained a list of the measures that were selected by DCH for validation.

HSAG then prepared a document request letter that was submitted to AMERIGROUP outlining the steps in the performance measure validation process. The document request letter included a request for source code for each performance measure; a completed HEDIS 2013 Record of Administration, Data Management, and Processes (Roadmap); and any additional supporting documentation necessary to complete the audit. HSAG responded to Roadmap-related questions received directly from AMERIGROUP during the pre-on-site phase.

For the on-site visit, HSAG prepared an agenda describing all visit activities and indicating the type of staffing needed for each session. HSAG provided the agenda to AMERIGROUP approximately one week prior to the on-site visit. HSAG also conducted a pre-on-site conference call with AMERIGROUP to discuss any outstanding Roadmap questions and on-site visit activity expectations.

Validation Team

The HSAG Performance Measure Validation Team was composed of a lead auditor and validation team members. HSAG assembled the team based on the skills required for the validation and requirements of AMERIGROUP. Some team members, including the lead auditor, participated in the on-site meetings at AMERIGROUP; others conducted their work at HSAG’s offices. Table 3 lists the validation team members, their positions, and their skills and expertise.

Name and Role	Skills and Expertise
John Couzins, MPH, CHCA <i>Lead Auditor</i>	Certified HEDIS auditor; performance measure knowledge, statistics, and analysis.
Judy Yip, PhD <i>Source Code Review Manager and Audit Specialist, Audits</i>	Auditing experience, HEDIS knowledge, performance measure knowledge, and source code review management.
Tammy Gianfrancesco <i>Project Leader, Audits</i>	Performance measure validation coordination, communication, and scheduling.

Technical Methods of Data Collection and Analysis

The CMS performance measures validation protocol identifies key types of data that should be reviewed as part of the validation process. The following list describes the type of data collected and how HSAG conducted an analysis of these data:

NCQA's HEDIS 2013 Roadmap: AMERIGROUP completed and submitted the required and relevant portions of its Roadmap for review by the validation team. The validation team used responses from the Roadmap to complete the pre-on-site assessment of the information systems.

Source code (programming language) for performance measures: AMERIGROUP contracted with Inovalon, an NCQA-Certified software vendor, to calculate rates for both HEDIS and non-HEDIS measures. The source code review was conducted via a Web-assisted session where Inovalon explained the process and source code to HSAG's source code review team.

- ◆ **Supporting documentation:** HSAG requested documentation that would provide reviewers with additional information to complete the validation process, including policies and procedures, file layouts, system flow diagrams, system log files, and data collection process descriptions. The validation team reviewed all supporting documentation, identifying issues or areas needing clarification for further follow-up.

On-Site Activities

HSAG conducted an on-site visit with AMERIGROUP on March 20 and 21, 2013. HSAG collected information using several methods, including interviews, system demonstration, review of data output files, primary source verification, observation of data processing, and review of data reports. The on-site visit activities are described as follows:

Opening meeting: The opening meeting included an introduction of the validation team and key AMERIGROUP staff members involved in the performance measure activities. The review purpose, the required documentation, basic meeting logistics, and queries to be performed were discussed.

- ◆ **Evaluation of system compliance:** The evaluation included a review of the information systems, focusing on the processing of claims and encounter data, provider data, patient data, and inpatient data. Additionally, the review evaluated the processes used to collect and calculate the performance measure rates, including accurate numerator and denominator identification and algorithmic compliance (which evaluated whether rate calculations were performed correctly, all data were combined appropriately, and numerator events were counted accurately).

Review of Roadmap and supporting documentation: The review included processes used for collecting, storing, validating, and reporting performance measure rates. This session was designed to be interactive with key AMERIGROUP staff members so that the validation team could obtain a complete picture of all the steps taken to generate the performance measure rates. The goal of the session was to obtain a confidence level as to the degree of compliance with written documentation compared to the actual process. HSAG conducted interviews to confirm findings from the

documentation review, expand or clarify outstanding issues, and ascertain that written policies and procedures were used and followed in daily practice.

- ◆ **Overview of data integration and control procedures:** The overview included discussion and observation of source code logic, a review of how all data sources were combined, and a review of how the analytic file was produced for the reporting of selected performance measure rates. HSAG performed primary source verification to further validate the output files and reviewed backup documentation on data integration. HSAG also addressed data control and security procedures during this session.
- ◆ **Closing conference:** The closing conference included a summation of preliminary findings based on the review of the Roadmap and the on-site visit, and revisited the documentation requirements for any post-visit activities.

HSAG conducted several interviews with key AMERIGROUP staff members who were involved with performance measure reporting. Table 4 lists key AMERIGROUP interviewees:

Table 4—List of AMERIGROUP Community Care Interviewees	
Name	Title
Pauline Tukey	Business Analyst, Clinical Quality Management
Stacy M. Williams	Manager, Clinical Quality Management
Jiong Huang	Vice President, Quality Management
Tawonna Ingram	Director, HEDIS/Health Promotions
Joanne Soublis	Director, Plan Compliance
Michelle Rush	Associate Vice President, Provider Relations
Monica Lester	Director, Contracting
William Alexander	Chief Medical Officer
Angela Evans	Manager, Performance Reporting
Gail Brown	Manager, Performance Reporting
Bing Zhu	Business Analyst

Data Integration, Data Control, and Performance Measure Documentation

There are several aspects crucial to the calculation of performance measure rates. These include data integration, data control, and documentation of performance measure calculations. Each of the following sections describes the validation processes used and the validation findings. For more detailed information, see Appendix A of this report.

Data Integration

Accurate data integration is essential for calculating valid performance measure rates. The steps used to combine various data sources (including claims/encounter data, eligibility data, and other administrative data) must be carefully controlled and validated. HSAG validated the data integration process used by AMERIGROUP, which included a review of file consolidations or extracts, a comparison of source data to warehouse files, data integration documentation, source code, production activity logs, and linking mechanisms. Overall, the validation team determined that the data integration processes in place at AMERIGROUP were:

- Acceptable
- Not acceptable

Data Control

AMERIGROUP's organizational infrastructure must support all necessary information systems; and its quality assurance practices and backup procedures must be sound to ensure timely and accurate processing of data, and to provide data protection in the event of a disaster. HSAG validated the data control processes AMERIGROUP used which included a review of disaster recovery procedures, data backup protocols, and related policies and procedures. Overall, the validation team determined that the data control processes in place at AMERIGROUP were:

- Acceptable
- Not acceptable

Performance Measure Documentation

Sufficient, complete documentation is necessary to support validation activities. While interviews and system demonstrations provided supplementary information, the majority of the validation review findings were based on documentation provided by AMERIGROUP. HSAG reviewed all related documentation, which included the completed Roadmap, job logs, computer programming code, output files, work flow diagrams, narrative descriptions of performance measure calculations, and other related documentation. Overall, the validation team determined that the documentation of performance measure calculations by AMERIGROUP was:

- Acceptable
- Not acceptable

Validation Results

The validation team evaluated AMERIGROUP's data systems for processing of each type of data used for reporting DCH performance measure rates. General findings are indicated below:

Medical Service Data (Claims/Encounters)

AMERIGROUP used Facets for processing medical claims. Both paper and electronic claims were received daily. Paper claims were received by the Document Management Group, scanned, and sent to a vendor for data entry. Two data entry vendors were used during the measurement year, and all files were transmitted back to AMERIGROUP in a standard electronic HIPAA 837 format. The low volume of paper claims (5 percent) helped to minimize errors.

Electronic claims accounted for approximately 95 percent of all claims and were received from three data clearinghouses (Emdeon, Capario, and Availity) or via the provider Web portal, where providers could directly enter the claims for processing by AMERIGROUP. Prior to processing, all claims were loaded into a central repository, where they received automated system edit checks, and then, if passed, were loaded into Facets on a nightly basis where they underwent the adjudication process. The auto-adjudication rate during the measurement year was approximately 75 percent, and pending claims were worked daily by examiners to ensure no backlogs occurred. Appropriate controls, reconciliation processes, and tracking mechanisms were in place to monitor accurate and complete transmission for both paper and electronic claims. AMERIGROUP's Quality Assurance staff conducted random, statistically valid, monthly audits with a sample of 204 claims to evaluate the financial, payment, and statistical accuracy of claims processing. No significant deficiencies were detected during the measurement year.

Vendor data included pharmacy and dental claims. Pharmacy claims were received from Caremark during 2012. These data were received and processed according to established timelines between AMERIGROUP and Caremark. Dental claims were received from Scion Dental. Claim volumes and receipt dates were also monitored closely to ensure claims were processed and audited. As in prior years, the vendor team had good oversight of all data received and worked closely with the vendors to ensure data were received timely and completely. There were no concerns with the vendor data processing.

Enrollment Data

AMERIGROUP's enrollment data processing was the same as the previous year. Monthly enrollment files and daily files, which included demographic changes, terminations, additions, and voids, were received from DCH's enrollment broker. These files were downloaded daily by the information systems department and submitted through a compliance checker and EDINET. The Membership Enrollment and Editing Tool (MEET) was used to identify and correct errors. The State's fiscal agent also provided an end-of-month adjustment file that included voided transactions (e.g., the member was not or never was eligible). AMERIGROUP performed a monthly reconciliation of their enrollment data with the State's data. To further ensure accuracy,

AMERIGROUP compared the total number of records downloaded with the number loaded into an MS Access database, as well as the claims processing system, Facets. There were no issues receiving enrollment data from the State during 2012, and there were no backlogs in processing the files. The auditor had no concerns with AMERIGROUP's enrollment data.

Provider Data

AMERIGROUP was compliant with provider data processing. The providers' specialties were used in two of the 11 audited measures. AMERIGROUP used two systems for housing the provider data: Cactus for credentialing and Facets for billing and payment. Initial credentialing applications were received by AMERIGROUP. All provider information was loaded into Cactus (AMERIGROUP's current credentialing data system). Standard primary source verification was conducted by AMERIGROUP on all credentialing information. As credentialing decisions were rendered, notification was sent to the Provider Management Department and the information was also used to update Facets. Auditing of the credentialing process was performed monthly using a sample-based methodology. Through an automated feed, practitioner data were loaded into Facets, which eliminated the possibility of manual data entry errors into Facets. Provider validation of claims occurred at the time of receipt prior to entry within the adjudication system. AMERIGROUP implemented different levels (daily, weekly, and monthly) of edit checks on practitioner data submitted via claims. AMERIGROUP used a common practitioner ID to identify unique practitioners. For providers that could not be identified on a claim submission, the claim was pended to a manual work flow process. To further ensure accuracy and completeness, AMERIGROUP's audit team manually reviewed 25 percent of all completed practitioner records on a monthly basis. Overall, there were no concerns with the practitioner data used for performance measure reporting.

Medical Record Review Process

AMERIGROUP was fully compliant with the medical record review reporting requirements. AMERIGROUP's health plan review staff procured and collected the medical record documentation into the Quality Spectrum Hybrid Reporter (QSHR) hybrid tool. HSAG reviewed the QSHR hybrid tool and corresponding instructions. Reviewer qualifications, training, and oversight were appropriate. Due to reporting a new State-required hybrid measure, a convenience sample was required and subsequently passed. AMERIGROUP passed the medical record review validation process for the *Annual Pediatric Hemoglobin (HbA1c) Testing (ages 5–17)* measure.

Supplemental Data

AMERIGROUP did not use any supplemental data that contributed to the production of the selected performance measures.

Data Integration

AMERIGROUP had a thorough and detailed process in place to ensure no data were lost during the data integration process. AMERIGROUP contracted with Inovalon, an NCQA-Certified software vendor, for calculating the 2013 performance measure rates. A uniform format was created for each data type to avoid data integration issues during the compilation process. All data were provided to Inovalon, and there were communications with Inovalon to ensure that all data elements needed for deriving the rates for the measures were provided. Throughout the process of data integration, internal benchmarks were created, and ongoing rate review was conducted by AMERIGROUP to ensure data integrity and accuracy. For security and backup, data from Facets were stored in the CMO’s corporate data warehouse. AMERIGROUP appropriately backed up its data, and no data were lost during the measurement year.

Primary source verification by HSAG was also performed for all performance measures, and no issues were identified through this review. HSAG also reviewed and approved Inovalon’s programming code for these measures.

Performance Measure Specific Findings

Based on all validation activities, the HSAG Performance Measure Validation Team determined validation results for each performance measure rate. Table 5 displays the key review results. For detailed information, see Appendix B of this report.

Performance Measures		Key Review Findings
1.	Annual Pediatric Hemoglobin (HbA1c) Testing (ages 5–17)	No concerns were identified.
2.	Annual Percentage of Asthma Patients with One or More Asthma-Related Emergency Room Visit (ages 2–20)	No concerns were identified.
3.	Cesarean Delivery Rate	No concerns were identified.
4.	Cesarean Rate for Nulliparous Singleton Vertex	No concerns were identified.
5.	Percentage of Eligibles that Received Dental Treatment Services	No concerns were identified.
6.	Percentage of Eligibles that Received Preventive Dental Services	No concerns were identified.
7.	Percentage of Live Births Weighing Less Than 2,500 Grams	No concerns were identified.
8.	Adult Asthma Admission Rate	No concerns were identified.
9.	Chronic Obstructive Pulmonary Disease (COPD) Admission Rate	No concerns were identified.
10.	Congestive Heart Failure Admission Rate	No concerns were identified.
11.	Diabetes, Short-Term Complications Admission Rate	No concerns were identified.

Validation Findings

HSAG provided an audit designation for each performance measure as defined in Table 6:

Table 6—Validation Findings Definitions	
Report (R)	The organization followed the specifications and produced a reportable rate or result for the measure.
Not Reportable (NR)	The calculated rate was materially biased, or the organization chose not to report the measure, or the organization was not required to report the measure.

According to the CMS protocol, the validation finding for each measure is determined by the magnitude of the errors detected for the audit elements, not by the number of audit elements determined to be “Not Reportable.” Consequently, it is possible that an error for a single audit element may result in a designation of “NR” because the impact of the error biased the reported performance measure rate by more than 5 percentage points. Conversely, it is also possible that several audit element errors may have little impact on the reported rate, resulting in a measure designation of “R.”

Table 7 shows the final validation findings for AMERIGROUP for each performance measure rate. For additional information regarding performance measure rates, see Appendix C of this report.

Table 7—Key Review Results for AMERIGROUP Community Care		
	Performance Measures	Validation Finding
1.	Annual Pediatric Hemoglobin (HbA1c) Testing (ages 5–17)	R
2.	Annual Percentage of Asthma Patients with One or More Asthma-Related Emergency Room Visit (ages 2–20)	R
3.	Cesarean Delivery Rate	R
4.	Cesarean Rate for Nulliparous Singleton Vertex	R
5.	Percentage of Eligibles that Received Dental Treatment Services	R
6.	Percentage of Eligibles that Received Preventive Dental Services	R
7.	Percentage of Live Births Weighing Less Than 2,500 Grams	R
8.	Adult Asthma Admission Rate	R
9.	Chronic Obstructive Pulmonary Disease (COPD) Admission Rate	R
10.	Congestive Heart Failure Admission Rate	R
11.	Diabetes, Short-Term Complications Admission Rate	R

Appendix A. Data Integration and Control Findings for AMERIGROUP Community Care

Documentation Worksheet

CMO Name:	AMERIGROUP Community Care
On-Site Visit Date:	March 20–21, 2013
Reviewers:	John Couzins, MPH, CHCA

Table A-1—Data Integration and Control Findings for AMERIGROUP Community Care

Data Integration and Control Element	Met	Not Met	N/A	Comments
Accuracy of data transfers to assigned performance measure data repository.				
The CMO accurately and completely processes transfer data from the transaction files (e.g., membership, provider, encounter/claims) into the performance measure data repository used to keep the data until the calculations of the performance measures have been completed and validated.	<input checked="" type="checkbox"/>	<input type="checkbox"/>	<input type="checkbox"/>	
Samples of data from the performance measure data repository are complete and accurate.	<input checked="" type="checkbox"/>	<input type="checkbox"/>	<input type="checkbox"/>	
Accuracy of file consolidations, extracts, and derivations.				
The CMO's processes to consolidate diversified files and to extract required information from the performance measure data repository are appropriate.	<input checked="" type="checkbox"/>	<input type="checkbox"/>	<input type="checkbox"/>	
Actual results of file consolidations or extracts are consistent with those that should have resulted according to documented algorithms or specifications.	<input checked="" type="checkbox"/>	<input type="checkbox"/>	<input type="checkbox"/>	
Procedures for coordinating the activities of multiple subcontractors ensure the accurate, timely, and complete integration of data into the performance measure database.	<input checked="" type="checkbox"/>	<input type="checkbox"/>	<input type="checkbox"/>	
Computer program reports or documentation reflect vendor coordination activities, and no data necessary to performance measure reporting are lost or inappropriately modified during transfer.	<input checked="" type="checkbox"/>	<input type="checkbox"/>	<input type="checkbox"/>	
If the CMO uses a performance measure data repository, its structure and format facilitates any required programming necessary to calculate and report required performance measures.				
The performance measure data repository's design, program flow charts, and source codes enable analyses and reports.	<input checked="" type="checkbox"/>	<input type="checkbox"/>	<input type="checkbox"/>	
Proper linkage mechanisms are employed to join data from all necessary sources (e.g., identifying a member with a given disease/condition).	<input checked="" type="checkbox"/>	<input type="checkbox"/>	<input type="checkbox"/>	

Table A-1—Data Integration and Control Findings for AMERIGROUP Community Care

Data Integration and Control Element	Met	Not Met	N/A	Comments
Assurance of effective management of report production and of the reporting software.				
Documentation governing the production process, including CMO production activity logs and the CMO staff review of report runs, is adequate.	<input checked="" type="checkbox"/>	<input type="checkbox"/>	<input type="checkbox"/>	
Prescribed data cutoff dates are followed.	<input checked="" type="checkbox"/>	<input type="checkbox"/>	<input type="checkbox"/>	
The CMO retains copies of files or databases used for performance measure reporting in case results need to be reproduced.	<input checked="" type="checkbox"/>	<input type="checkbox"/>	<input type="checkbox"/>	
The reporting software program is properly documented with respect to every aspect of the performance measure data repository, including building, maintaining, managing, testing, and report production.	<input checked="" type="checkbox"/>	<input type="checkbox"/>	<input type="checkbox"/>	
The CMO’s processes and documentation comply with the CMO standards associated with reporting program specifications, code review, and testing.	<input checked="" type="checkbox"/>	<input type="checkbox"/>	<input type="checkbox"/>	

Appendix B. Denominator and Numerator Validation Findings for AMERIGROUP Community Care

Reviewer Worksheets

CMO Name:	AMERIGROUP Community Care
On-Site Visit Date:	March 20–21, 2013
Reviewers:	John Couzins, MPH, CHCA

Table B-1—Denominator Validation Findings for AMERIGROUP Community Care

Audit Element	Met	Not Met	N/A	Comments
For each of the performance measures, all members of the relevant populations identified in the performance measure specifications are included in the population from which the denominator is produced.	<input checked="" type="checkbox"/>	<input type="checkbox"/>	<input type="checkbox"/>	
Adequate programming logic or source code exists to appropriately identify all relevant members of the specified denominator population for each of the performance measures.	<input checked="" type="checkbox"/>	<input type="checkbox"/>	<input type="checkbox"/>	
The CMO correctly calculates member months and member years if applicable to the performance measure.	<input checked="" type="checkbox"/>	<input type="checkbox"/>	<input type="checkbox"/>	
The CMO properly evaluates the completeness and accuracy of any codes used to identify medical events, such as diagnoses, procedures, or prescriptions, and these codes are appropriately identified and applied as specified in each performance measure.	<input checked="" type="checkbox"/>	<input type="checkbox"/>	<input type="checkbox"/>	
If any time parameters are required by the specifications of the performance measure, they are followed (e.g., cutoff dates for data collection, counting 30 calendar days after discharge from a hospital).	<input checked="" type="checkbox"/>	<input type="checkbox"/>	<input type="checkbox"/>	
Exclusion criteria included in the performance measure specifications are followed.	<input checked="" type="checkbox"/>	<input type="checkbox"/>	<input type="checkbox"/>	
Systems or methods used by the CMO to estimate populations when they cannot be accurately or completely counted (e.g., newborns) are valid.	<input type="checkbox"/>	<input type="checkbox"/>	<input checked="" type="checkbox"/>	Population estimates were not necessary.

Table B-2—Numerator Validation Findings for AMERIGROUP Community Care				
Audit Element	Met	Not Met	N/A	Comments
The CMO uses the appropriate data, including linked data from separate data sets, to identify the entire at-risk population.	<input checked="" type="checkbox"/>	<input type="checkbox"/>	<input type="checkbox"/>	
Qualifying medical events (such as diagnoses, procedures, prescriptions, etc.) are properly identified and confirmed for inclusion in terms of time and services.	<input checked="" type="checkbox"/>	<input type="checkbox"/>	<input type="checkbox"/>	
The CMO avoids or eliminates all double-counted members or numerator events.	<input checked="" type="checkbox"/>	<input type="checkbox"/>	<input type="checkbox"/>	
Any nonstandard codes used in determining the numerator are mapped to a standard coding scheme in a manner that is consistent, complete, and reproducible, as evidenced by a review of the programming logic or a demonstration of the program.	<input type="checkbox"/>	<input type="checkbox"/>	<input checked="" type="checkbox"/>	Nonstandard codes were not used or reported.
If any time parameters are required by the specifications of the performance measure, they are followed (i.e., the measured event occurred during the time period specified or defined in the performance measure).	<input checked="" type="checkbox"/>	<input type="checkbox"/>	<input type="checkbox"/>	

Appendix C. Performance Measure Results for AMERIGROUP Community Care

Performance Measure 1—Annual Pediatric Hemoglobin (HbA1c) Testing (ages 5–17)

Table C-1—Performance Measure 1 for AMERIGROUP Community Care	
	Rate
Annual Pediatric Hemoglobin (HbA1c) Testing (ages 5–17)	84.02%

Performance Measure 2—Annual Percentage of Asthma Patients with One or More Asthma-Related Emergency Room Visit (ages 2–20)

Table C-2—Performance Measure 2 for AMERIGROUP Community Care	
	Rate
Annual Percentage of Asthma Patients with One or More Asthma-Related Emergency Room Visit (ages 2–20)	12.88%

Performance Measure 3—Cesarean Delivery Rate

Table C-3—Performance Measure 3 for AMERIGROUP Community Care	
	Rate
Cesarean Delivery Rate	29.76%

Performance Measure 4—Cesarean Rate for Nulliparous Singleton Vertex

Table C-4—Performance Measure 4 for AMERIGROUP Community Care	
	Rate
Cesarean Rate for Nulliparous Singleton Vertex	18.14%

Performance Measure 5—Percentage of Eligibles that Received Dental Treatment Services

Table C-5—Performance Measure 5 for AMERIGROUP Community Care	
	Rate
Percentage of Eligibles that Received Dental Treatment Services	24.11%

Performance Measure 6—Percentage of Eligibles that Received Preventive Dental Services

Table C-6—Performance Measure 6 for AMERIGROUP Community Care	
	Rate
Percentage of Eligibles that Received Preventive Dental Services	50.75%

Performance Measure 7—Percentage of Live Births Weighing Less Than 2,500 Grams

Table C-7—Performance Measure 7 for AMERIGROUP Community Care	
	Rate
Percentage of Live Births Weighing Less Than 2,500 Grams	8.45%

Performance Measure 8—Adult Asthma Admission Rate

Table C-8—Performance Measure 8 for AMERIGROUP Community Care	
	Rate (Per 100,000)
Adult Asthma Admission Rate	61.74

Performance Measure 9—Chronic Obstructive Pulmonary Disease (COPD) Admission Rate

Table C-9—Performance Measure 9 for AMERIGROUP Community Care	
	Rate (Per 100,000)
Chronic Obstructive Pulmonary Disease (COPD) Admission Rate	76.56

Performance Measure 10—Congestive Heart Failure Admission Rate

Table C-10—Performance Measure 10 for AMERIGROUP Community Care	
	Rate (Per 100,000)
Congestive Heart Failure Admission Rate	29.64

Performance Measure 11—Diabetes, Short-Term Complications Admission Rate

Table C-11—Performance Measure 11 for AMERIGROUP Community Care	
	Rate (Per 100,000)
Diabetes, Short-Term Complications Admission Rate	27.62

Appendix D. Final Audited HEDIS Rates for AMERIGROUP Community Care

**Table D-1—CMO Audited Calendar Year 2012 HEDIS Performance Measure Report
for AMERIGROUP Community Care**

Measure	CMO Rate
Adolescent Well-Care Visits	46.58%
Adults' Access to Preventive/Ambulatory Health Services— Ages 20–44 Years	83.84%
Adults' Access to Preventive/Ambulatory Health Services— Ages 45–64 Years	90.25%
Adults' Access to Preventive/Ambulatory Health Services— Ages 65+ Years	Denominator fewer than 30
Adults' Access to Preventive/Ambulatory Health Services—Total	84.79%
Adult BMI Assessment	62.70%
Annual Dental Visit—Ages 2–3 Years	48.50%
Annual Dental Visit—Ages 4–6 Years	77.44%
Annual Dental Visit—Ages 7–10 Years	79.64%
Annual Dental Visit—Ages 11–14 Years	72.39%
Annual Dental Visit—Ages 15–18 Years	61.55%
Annual Dental Visit—Ages 19–21 Years	35.70%
Annual Dental Visit—Total	69.92%
Annual Monitoring for Patients on Persistent Medications— ACE Inhibitors or ARBs	90.93%
Annual Monitoring for Patients on Persistent Medications— Anticonvulsants	61.43%
Annual Monitoring for Patients on Persistent Medications—Digoxin	Denominator fewer than 30
Annual Monitoring for Patients on Persistent Medications—Diuretics	89.80%
Annual Monitoring for Patients on Persistent Medications—Total	89.32%
Antibiotic Utilization—Percent of Antibiotics of Concern of All Antibiotic Scripts—Total	41.48%
Antidepressant Medication Management—Effective Acute Phase Treatment	54.16%
Antidepressant Medication Management—Effective Continuation Phase Treatment	36.81%
Appropriate Testing for Children with Pharyngitis	77.44%

Table D-1—CMO Audited Calendar Year 2012 HEDIS Performance Measure Report for AMERIGROUP Community Care	
Measure	CMO Rate
Appropriate Treatment for Children with Upper Respiratory Infection (URI)*	82.66%
Avoidance of Antibiotic Treatment in Adults with Acute Bronchitis*	17.83%
Breast Cancer Screening	59.22%
Call Answer Timeliness	85.71%
Cervical Cancer Screening	72.09%
Cholesterol Management for Patients with Cardiovascular Conditions—LDL-C Screening	87.50%
Cholesterol Management for Patients with Cardiovascular Conditions—LDL-C Control	27.50%
Childhood Immunization Status—Combo 3	82.64%
Childhood Immunization Status—Combo 6	40.97%
Childhood Immunization Status—Combo 10	31.94%
Children’s and Adolescents’ Access to Primary Care Practitioners—Ages 12–24 Months	97.55%
Children’s and Adolescents’ Access to Primary Care Practitioners—Ages 25 Months–6 Years	91.44%
Children’s and Adolescents’ Access to Primary Care Practitioners—Ages 7–11 Years	92.26%
Children’s and Adolescents’ Access to Primary Care Practitioners—Ages 12–19 Years	90.08%
Chlamydia Screening in Women	56.98%
Comprehensive Diabetes Care—Blood Pressure Control <140/80	32.61%
Comprehensive Diabetes Care—Blood Pressure Control <140/90	55.07%
Comprehensive Diabetes Care—Eye Exam	48.25%
Comprehensive Diabetes Care—HbA1c Control <7.0	30.56%
Comprehensive Diabetes Care—HbA1c Control <8.0	38.94%
Comprehensive Diabetes Care—HbA1c Poor Control >9.0 **	53.58%
Comprehensive Diabetes Care—HbA1c Testing	79.37%
Comprehensive Diabetes Care—LDL-C Screening	73.21%
Comprehensive Diabetes Care—LDL-C Control	27.29%
Comprehensive Diabetes Care—Medical Attention to Nephropathy	74.38%

Table D-1—CMO Audited Calendar Year 2012 HEDIS Performance Measure Report for AMERIGROUP Community Care	
Measure	CMO Rate
Controlling High Blood Pressure	38.72%
Disease Modifying Anti-Rheumatic Drug Therapy in Rheumatoid Arthritis	65.00%
Follow-Up After Hospitalization for Mental Illness—30 Day Follow-Up	67.29%
Follow-Up After Hospitalization for Mental Illness—7 Day Follow-Up	45.80%
Follow-Up Care for Children Prescribed ADHD Medication—Initiation Phase	42.32%
Follow-Up Care for Children Prescribed ADHD Medication—Continuation and Maintenance Phase	58.15%
Frequency of Ongoing Prenatal Care—< 21 Percent	10.65%
Frequency of Ongoing Prenatal Care—21–40 Percent	4.17%
Frequency of Ongoing Prenatal Care—41–60 Percent	7.64%
Frequency of Ongoing Prenatal Care—61–80 Percent	11.11%
Frequency of Ongoing Prenatal Care—81+ Percent	66.44%
Human Papillomavirus Vaccine for Female Adolescents	16.71%
Immunizations for Adolescents—Combo 1	71.43%
Initiation and Engagement of Alcohol and Other Drug Dependence Treatment—Initiation of Treatment	41.87%
Initiation and Engagement of Alcohol and Other Drug Dependence Treatment—Engagement of Treatment	10.01%
Inpatient Utilization—General Hospital/Acute Care—Total	Rates reported in Appendix E
Lead Screening in Children	74.06%
Asthma Medication Ratio—Total: 5–64 Years	62.40%
Medication Management for People with Asthma—Total-Medication Compliance 50%	43.64%
Medication Management for People with Asthma—Total-Medication Compliance 75%	20.07%
Persistence of Beta-Blocker Treatment After a Heart Attack	Denominator fewer than 30
Pharmacotherapy Management of COPD Exacerbation—Systemic Corticosteroid	63.27%
Pharmacotherapy Management of COPD Exacerbation—Bronchodilator	83.67%
Prenatal and Postpartum Care—Postpartum Care	59.49%
Prenatal and Postpartum Care—Timeliness of Prenatal Care	84.72%

Table D-1—CMO Audited Calendar Year 2012 HEDIS Performance Measure Report for AMERIGROUP Community Care	
Measure	CMO Rate
Use of Appropriate Medications for People with Asthma—Ages 5–11 Years	90.32%
Use of Appropriate Medications for People with Asthma—Ages 12–18 Years	88.69%
Use of Appropriate Medications for People with Asthma—Ages 19–50 Years	69.17%
Use of Appropriate Medications for People with Asthma—Ages 51–64 Years	Denominator fewer than 30
Use of Appropriate Medications for People with Asthma—Total	89.03%
Use of Imaging Studies for Low Back Pain*	74.22%
Use of Spirometry Testing in the Assessment and Diagnosis of COPD	23.26%
Weight Assessment and Counseling for Nutrition and Physical Activity for Children/Adolescents—Total BMI	40.74%
Weight Assessment and Counseling for Nutrition and Physical Activity for Children/Adolescents—Total Nutrition	52.31%
Weight Assessment and Counseling for Nutrition and Physical Activity for Children/Adolescents—Total Physical Activity	39.81%
Well-Child Visits in the First 15 Months of Life—Zero Visits	1.49%
Well-Child Visits in the First 15 Months of Life—One Visit	1.74%
Well-Child Visits in the First 15 Months of Life—Two Visits	3.97%
Well-Child Visits in the First 15 Months of Life—Three Visits	3.47%
Well-Child Visits in the First 15 Months of Life—Four Visits	7.94%
Well-Child Visits in the First 15 Months of Life—Five Visits	18.36%
Well-Child Visits in the First 15 Months of Life—Six or More Visits	63.03%
Well-Child Visits in the Third, Fourth, Fifth, and Sixth Years of Life	68.21%
Ambulatory Care	Rates reported in Appendix F
Board Certification	Rates reported in Appendix F
Enrollment by Product Line—Total	Rates reported in Appendix F
Enrollment by State	Rates reported in Appendix F
Frequency of Selected Procedures	Rates reported in Appendix F
Identification of Alcohol and Other Drug Services—Total	Rates reported in Appendix F
Language Diversity of Membership	Rates reported in Appendix F
Mental Health Utilization	Rates reported in Appendix F

Table D-1—CMO Audited Calendar Year 2012 HEDIS Performance Measure Report for AMERIGROUP Community Care	
Measure	CMO Rate
Race/Ethnicity Diversity of Membership	Rates reported in Appendix F
Total Membership	Rates reported in Appendix F
Weeks of Pregnancy at Time of Enrollment	Rates reported in Appendix F

* The measure is reported as an inverted rate. A higher rate indicates appropriate treatment of children with URI, for example (i.e., the proportion for whom antibiotics were not prescribed). The rate is calculated as 1 minus the numerator divided by the eligible population.

** Lower rate is better.

Appendix E. Performance Measure Validation Reporting Spreadsheet for AMERIGROUP Community Care

Appendix E contains AMERIGROUP Community Care's performance measure validation reporting spreadsheet.

2013 Validation of Performance Measures Rate Reporting Template	
CMO Name:	Amerigroup Community Care
CMO Contact Name and Title:	Tawonna Ingram - Director Health Promotions/HEDIS
CMO Contact Email:	tawonna.ingram@amerigroup.com
Comments:	

Appendix E: Department of Community Health, State of Georgia
Validated CY 2012 Performance Measures for AMERIGROUP

Cesarean Delivery Rate	
Data Element	General Measure Data
Reporting Year	2013
Data collection methodology (administrative)	A
Eligible population	12661
Numerator events by administrative data	3768
Reported rate	29.76

Appendix E: Department of Community Health, State of Georgia
Validated CY 2012 Performance Measures for AMERIGROUP

Percentage of Eligibles that Received Preventive Dental Services	
Data Element	General Measure Data
Reporting Year	2013
Data collection methodology (administrative)	A
Eligible population	284617
Numerator events by administrative data	144455
Reported rate	50.75%

Appendix E: Department of Community Health, State of Georgia
 Validated CY 2012 Performance Measures for AMERIGROUP

Percentage of Eligibles that Received Dental Treatment Services	
Data Element	General Measure Data
Reporting Year	2013
Data collection methodology (administrative)	A
Eligible population	284617
Numerator events by administrative data	68629
Reported rate	24.11%

Appendix E: Department of Community Health, State of Georgia
Validated CY 2012 Performance Measures for AMERIGROUP

Cesarean Rate for Nulliparous Singleton Vertex	
Data Element	General Measure Data
Reporting Year	2013
Data collection methodology (administrative)	A
Eligible population	4305
Numerator events by administrative data	781
Reported rate	18.14%

Appendix E: Department of Community Health, State of Georgia
Validated CY 2012 Performance Measures for AMERIGROUP

Percentage of Live Births Weighing Less Than 2,500 Grams	
Data Element	General Measure Data
Reporting Year	2013
Data collection methodology (administrative)	A
Eligible population	13544
Numerator events by administrative data	1144
Reported rate	8.45

Appendix E: Department of Community Health, State of Georgia
Validated CY 2012 Performance Measures for AMERIGROUP

Annual Percentage of Asthma Patients with One or More Asthma-Related Emergency Room Visit (ages 2-20)	
Data Element	General Measure Data
Reporting Year	2013
Data collection methodology (administrative)	A
Eligible population	30442
Numerator events by administrative data	3921
Reported rate	12.88%

Appendix E: Department of Community Health, State of Georgia
Validated CY 2012 Performance Measures for AMERIGROUP

Annual Pediatric Hemoglobin (HbA1c) Testing (ages 5-17)	
Data Element	General Measure Data
Reporting Year	2013
Data collection methodology (hybrid)	H
Eligible population	339
Denominator	338
Numerator events by administrative data	276
Numerator events by medical records	8
Numerator Total	284
Reported rate	84.02%

Appendix E: Department of Community Health, State of Georgia
Validated CY 2012 Performance Measures for AMERIGROUP

Diabetes, Short-Term Complications Admission Rate	
Data Element	General Measure Data
Reporting Year	2013
Data collection methodology (administrative)	A
Eligible population	184663
Numerator events by administrative data	51
Reported rate (Per 100,000 Members)	28

Appendix E: Department of Community Health, State of Georgia
 Validated CY 2012 Performance Measures for AMERIGROUP

Chronic Obstructive Pulmonary Disease (COPD) Admission Rate	
Data Element	General Measure Data
Reporting Year	2013
Data collection methodology (administrative)	A
Eligible population	80982
Numerator events by administrative data	62
Reported rate (Per 100,000 Members)	77

Appendix E: Department of Community Health, State of Georgia
Validated CY 2012 Performance Measures for AMERIGROUP

Congestive Heart Failure (CHF) Admission Rate	
Data Element	General Measure Data
Reporting Year	2013
Data collection methodology (administrative)	A
Eligible population	80982
Numerator events by administrative data	24
Reported rate (Per 100,000 Members)	30

Appendix E: Department of Community Health, State of Georgia
Validated CY 2012 Performance Measures for AMERIGROUP

Adult Asthma Admission Rate	
Data Element	General Measure Data
Reporting Year	2013
Data collection methodology (administrative)	A
Eligible population	80982
Numerator events by administrative data	50
Reported rate (Per 100,000 Members)	62

Appendix F. HEDIS Interactive Data Submission System Data for AMERIGROUP Community Care

Appendix F contains AMERIGROUP Community Care's reported IDSS data.

Appendix F: Department of Community Health, State of Georgia
Audited CY 2012 HEDIS Measure Results for AMERIGROUP

Audit Review Table						
AmeriGroup Georgia Managed Care Company, Inc. (Org ID: 7359, SubID: 10188, Medicaid, Spec Area: None, Spec Proj: None); Measurement Year - 2012						
The Auditor lock has been applied to this submission.						
Pharmacy Reversal - Pharmacy Reversals Included						
Measure/Data Element	Report Measure	Benefit Offered	Rotated Measure	Rate	Reportable	Comment
Effectiveness of Care: Prevention and Screening						
Adult BMI Assessment (aba)	Y		N	62.70%	R	Reportable
Weight Assessment and Counseling for Nutrition and Physical Activity for Children/Adolescents (wcc)	Y		N			
<i>BMI Percentile</i>				40.74%	R	Reportable
<i>Counseling for Nutrition</i>				52.31%	R	Reportable
<i>Counseling for Physical Activity</i>				39.81%	R	Reportable
Childhood Immunization Status (cis)	Y		N			
<i>DTaP</i>				88.66%	R	Reportable
<i>IPV</i>				96.30%	R	Reportable
<i>MMR</i>				94.21%	R	Reportable
<i>HiB</i>				95.83%	R	Reportable
<i>Hepatitis B</i>				93.98%	R	Reportable
<i>VZV</i>				95.60%	R	Reportable
<i>Pneumococcal Conjugate</i>				88.43%	R	Reportable
<i>Hepatitis A</i>				93.98%	R	Reportable
<i>Rotavirus</i>				71.53%	R	Reportable
<i>Influenza</i>				45.37%	R	Reportable
<i>Combination #2</i>				85.42%	R	Reportable
<i>Combination #3</i>				82.64%	R	Reportable
<i>Combination #4</i>				81.94%	R	Reportable
<i>Combination #5</i>				63.43%	R	Reportable
<i>Combination #6</i>				40.97%	R	Reportable
<i>Combination #7</i>				62.96%	R	Reportable
<i>Combination #8</i>				40.97%	R	Reportable
<i>Combination #9</i>				31.94%	R	Reportable
<i>Combination #10</i>				31.94%	R	Reportable
Immunizations for Adolescents (ima)	Y					
<i>Meningococcal</i>				73.51%	R	Reportable

Appendix F: Department of Community Health, State of Georgia
Audited CY 2012 HEDIS Measure Results for AMERIGROUP

<i>Tdap/Td</i>				84.68%	R	Reportable
<i>Combination #1</i>				71.43%	R	Reportable
Human Papillomavirus Vaccine for Female Adolescents (hvp)	Y			16.71%	R	Reportable
Lead Screening in Children (lsc)	Y		N	74.06%	R	Reportable
Breast Cancer Screening (bcs)	Y			59.22%	R	Reportable
Cervical Cancer Screening (ccs)	Y			72.09%	R	Reportable
Chlamydia Screening in Women (chl)	Y					
<i>16-20 Years</i>				53.93%	R	Reportable
<i>21-24 Years</i>				68.86%	R	Reportable
<i>Total</i>				56.98%	R	Reportable
Effectiveness of Care: Respiratory Conditions						
Appropriate Testing for Children with Pharyngitis (cwp)	Y	Y		77.44%	R	Reportable
Appropriate Treatment for Children With URI (uri)	Y	Y		82.66%	R	Reportable
Avoidance of Antibiotic Treatment in Adults with Acute Bronchitis (aab)	Y	Y		17.83%	R	Reportable
Use of Spirometry Testing in the Assessment and Diagnosis of COPD (spr)	Y			23.26%	R	Reportable
Pharmacotherapy Management of COPD Exacerbation (pce)	Y	Y				
<i>Systemic Corticosteroid</i>				63.27%	R	Reportable
<i>Bronchodilator</i>				83.67%	R	Reportable
Use of Appropriate Medications for People With Asthma (asm)	Y	Y				
<i>5-11 Years</i>				90.32%	R	Reportable
<i>12-18 Years</i>				88.69%	R	Reportable
<i>19-50 Years</i>				69.17%	R	Reportable
<i>51-64 Years</i>				NA	R	Denominator fewer than 30
<i>Total</i>				89.03%	R	Reportable
Medication Management for People With Asthma (mma)	Y	Y				
<i>5-11 Years - Medication Compliance 50%</i>				44.00%	R	Reportable

Appendix F: Department of Community Health, State of Georgia
Audited CY 2012 HEDIS Measure Results for AMERIGROUP

5-11 Years - Medication Compliance 75%				20.62%	R	Reportable
12-18 Years - Medication Compliance 50%				42.50%	R	Reportable
12-18 Years - Medication Compliance 75%				18.97%	R	Reportable
19-50 Years - Medication Compliance 50%				44.58%	R	Reportable
19-50 Years - Medication Compliance 75%				15.66%	R	Reportable
51-64 Years - Medication Compliance 50%				NA	R	Denominator fewer than 30
51-64 Years - Medication Compliance 75%				NA	R	Denominator fewer than 30
Total - Medication Compliance 50%				43.64%	R	Reportable
Total - Medication Compliance 75%				20.07%	R	Reportable
Asthma Medication Ratio (amr)	Y	Y				
5-11 Years				62.42%	R	Reportable
12-18 Years				64.26%	R	Reportable
19-50 Years				40.34%	R	Reportable
51-64 Years				NA	R	Denominator fewer than 30
Total				62.40%	R	Reportable
Effectiveness of Care: Cardiovascular						
Cholesterol Management for Patients With Cardiovascular Conditions (cmc)	Y		Y			
LDL-C Screening Performed				87.50%	R	Reportable
LDL-C Control (<100 mg/dL)				27.50%	R	Reportable
Controlling High Blood Pressure (cbp)	Y			38.72%	R	Reportable
Persistence of Beta-Blocker Treatment After a Heart Attack (pbh)	Y	Y		NA	R	Denominator fewer than 30
Effectiveness of Care: Diabetes						
Comprehensive Diabetes Care (cdc)	Y		N			
Hemoglobin A1c (HbA1c) Testing				79.37%	R	Reportable
HbA1c Poor Control (>9.0%)				53.58%	R	Reportable
HbA1c Control (<8.0%)				38.94%	R	Reportable
HbA1c Control (<7.0%)				30.56%	R	Reportable
Eye Exam (Retinal) Performed				48.25%	R	Reportable
LDL-C Screening Performed				73.21%	R	Reportable
LDL-C Control (<100 mg/dL)				27.29%	R	Reportable
Medical Attention for Nephropathy				74.38%	R	Reportable
Blood Pressure Control (<140/80 mm Hg)				32.61%	R	Reportable
Blood Pressure Control (<140/90 mm Hg)				55.07%	R	Reportable
Effectiveness of Care: Musculoskeletal						

Appendix F: Department of Community Health, State of Georgia
Audited CY 2012 HEDIS Measure Results for AMERIGROUP

Disease Modifying Anti-Rheumatic Drug Therapy in Rheumatoid Arthritis (art)	Y	Y		65.00%	R	Reportable
Use of Imaging Studies for Low Back Pain (lbp)	Y			74.22%	R	Reportable
Effectiveness of Care: Behavioral Health						
Antidepressant Medication Management (amm)	Y	Y				
<i>Effective Acute Phase Treatment</i>				54.16%	R	Reportable
<i>Effective Continuation Phase Treatment</i>				36.81%	R	Reportable
Follow-Up Care for Children Prescribed ADHD Medication (add)	Y	Y				
<i>Initiation Phase</i>				42.32%	R	Reportable
<i>Continuation and Maintenance (C&M) Phase</i>				58.15%	R	Reportable
Follow-Up After Hospitalization for Mental Illness (fuh)	Y	Y				
<i>30-Day Follow-Up</i>				67.29%	R	Reportable
<i>7-Day Follow-Up</i>				45.80%	R	Reportable
Diabetes Screening for People With Schizophrenia or Bipolar Disorder Who Are Using Antipsychotic Medication (ssd)	Y	Y		84.04%	R	Reportable
Diabetes Monitoring for People With Diabetes and Schizophrenia (smd)	Y			NA	R	Denominator fewer than 30
Cardiovascular Monitoring for People With Cardiovascular Disease and Schizophrenia (smc)	Y			NA	R	Denominator fewer than 30
Adherence to Antipsychotic Medications for Individuals With Schizophrenia (saa)	Y	Y		46.30%	R	Reportable
Effectiveness of Care: Medication Management						
Annual Monitoring for Patients on Persistent Medications (mpm)	Y	Y				
<i>ACE Inhibitors or ARBs</i>				90.93%	R	Reportable
<i>Digoxin</i>				NA	R	Denominator fewer than 30
<i>Diuretics</i>				89.80%	R	Reportable
<i>Anticonvulsants</i>				61.43%	R	Reportable
<i>Total</i>				89.32%	R	Reportable
Access/Availability of Care						
Adults' Access to Preventive/Ambulatory Health Services (aap)	Y					

Appendix F: Department of Community Health, State of Georgia
Audited CY 2012 HEDIS Measure Results for AMERIGROUP

20-44 Years				83.84%	R	Reportable
45-64 Years				90.25%	R	Reportable
65+ Years				NA	R	Denominator fewer than 30
<i>Total</i>				84.79%	R	Reportable
Children and Adolescents' Access to Primary Care Practitioners (cap)	Y					
12-24 Months				97.55%	R	Reportable
25 Months - 6 Years				91.44%	R	Reportable
7-11 Years				92.26%	R	Reportable
12-19 Years				90.08%	R	Reportable
Annual Dental Visit (adv)	Y	Y				
2-3 Years				48.50%	R	Reportable
4-6 Years				77.44%	R	Reportable
7-10 Years				79.64%	R	Reportable
11-14 Years				72.39%	R	Reportable
15-18 Years				61.55%	R	Reportable
19-21 Years				35.70%	R	Reportable
<i>Total</i>				69.92%	R	Reportable
Initiation and Engagement of AOD Dependence Treatment (iet)	Y	Y				
<i>Initiation of AOD Treatment: 13-17 Years</i>				39.37%	R	Reportable
<i>Engagement of AOD Treatment: 13-17 Years</i>				15.24%	R	Reportable
<i>Initiation of AOD Treatment: 18+ Years</i>				42.60%	R	Reportable
<i>Engagement of AOD Treatment: 18+ Years</i>				8.50%	R	Reportable
<i>Initiation of AOD Treatment: Total</i>				41.87%	R	Reportable
<i>Engagement of AOD Treatment: Total</i>				10.01%	R	Reportable
Prenatal and Postpartum Care (ppc)	Y					
<i>Timeliness of Prenatal Care</i>				84.72%	R	Reportable
<i>Postpartum Care</i>				59.49%	R	Reportable
Call Answer Timeliness (cat)	Y			85.71%	R	Reportable
Utilization						
Frequency of Ongoing Prenatal Care (fpc)	Y					
<21 Percent				10.65%	R	Reportable
21-40 Percent				4.17%	R	Reportable
41-60 Percent				7.64%	R	Reportable
61-80 Percent				11.11%	R	Reportable

Appendix F: Department of Community Health, State of Georgia
Audited CY 2012 HEDIS Measure Results for AMERIGROUP

81+ Percent				66.44%	R	Reportable
Well-Child Visits in the First 15 Months of Life (w15)	Y		N			
0 Visits				1.49%	R	Reportable
1 Visit				1.74%	R	Reportable
2 Visits				3.97%	R	Reportable
3 Visits				3.47%	R	Reportable
4 Visits				7.94%	R	Reportable
5 Visits				18.36%	R	Reportable
6+ Visits				63.03%	R	Reportable
Well-Child Visits in the Third, Fourth, Fifth and Sixth Years of Life (w34)	Y		N	68.21%	R	Reportable
Adolescent Well-Care Visits (awc)	Y		N	46.58%	R	Reportable
Frequency of Selected Procedures (fsp)	Y				R	Reportable
Ambulatory Care: Total (amba)	Y				R	Reportable
Ambulatory Care: Dual Eligibles (ambb)	N				NR	Measure Unselected
Ambulatory Care: Disabled (ambc)	N				NR	Measure Unselected
Ambulatory Care: Other (ambd)	N				NR	Measure Unselected
Inpatient Utilization--General Hospital/Acute Care: Total (ipua)	Y				R	Reportable
Inpatient Utilization--General Hospital/Acute Care: Dual Eligibles (ipub)	N				NR	Measure Unselected
Inpatient Utilization--General Hospital/Acute Care: Disabled (ipuc)	N				NR	Measure Unselected
Inpatient Utilization--General Hospital/Acute Care: Other (ipud)	N				NR	Measure Unselected
Identification of Alcohol and Other Drug Services: Total (iada)	Y	Y			R	Reportable
Identification of Alcohol and Other Drug Services: Dual Eligibles (iadb)	N	N			NR	Measure Unselected
Identification of Alcohol and Other Drug Services: Disabled (iadc)	N	N			NR	Measure Unselected
Identification of Alcohol and Other Drug Services: Other (iadd)	N	N			NR	Measure Unselected
Mental Health Utilization: Total (mpta)	Y	Y			R	Reportable
Mental Health Utilization: Dual Eligibles (mptb)	N	N			NR	Measure Unselected

Appendix F: Department of Community Health, State of Georgia
Audited CY 2012 HEDIS Measure Results for AMERIGROUP

Mental Health Utilization: Disabled (mptc)	N	N			NR	Measure Unselected
Mental Health Utilization: Other (mptd)	N	N			NR	Measure Unselected
Antibiotic Utilization: Total (abxa)	Y	Y			R	Reportable
Antibiotic Utilization: Dual Eligibles (abxb)	N	N			NR	Measure Unselected
Antibiotic Utilization: Disabled (abxc)	N	N			NR	Measure Unselected
Antibiotic Utilization: Other (abxd)	N	N			NR	Measure Unselected
Relative Resource Use						
Relative Resource Use for People With Diabetes (rdi)	Y				R	Reportable
Relative Resource Use for People With Asthma (ras)	Y	Y			R	Reportable
Relative Resource Use for People With Cardiovascular Conditions (rca)	Y				R	Reportable
Relative Resource Use for People With Hypertension (rhy)	Y				R	Reportable
Relative Resource Use for People With COPD (rco)	Y				R	Reportable
Health Plan Descriptive Information						
Board Certification (bcr)	Y				R	Reportable
Total Membership (tlm)	Y				R	Reportable
Enrollment by Product Line: Total (enpa)	Y				R	Reportable
Enrollment by Product Line: Dual Eligibles (enpb)	N				NR	Measure Unselected
Enrollment by Product Line: Disabled (enpc)	N				NR	Measure Unselected
Enrollment by Product Line: Other (enpd)	N				NR	Measure Unselected
Enrollment by State (ebs)	Y				R	Reportable
Race/Ethnicity Diversity of Membership (rdm)	Y				R	Reportable
Language Diversity of Membership (ldm)	Y				R	Reportable
Weeks of Pregnancy at Time of Enrollment in MCO (wop)	Y				R	Reportable

Appendix F: Department of Community Health, State of Georgia
Audited CY 2012 HEDIS Measure Results for AMERIGROUP

Adult BMI Assessment (ABA)	
AmeriGroup Georgia Managed Care Company, Inc. (Org ID: 7359, SubID: 10188, Medicaid, Spec Area: None, Spec Proj: None)	
Data Element	Measure Data
Measurement year	2012
Data collection methodology (administrative or hybrid)	H
Eligible population	5838
Number of numerator events by administrative data in eligible population (before exclusions)	311
Current year's administrative rate (before exclusions)	5.33%
Minimum required sample size (MRSS) or other sample size	411
Oversampling rate	0.05
Final sample size (FSS)	432
Number of numerator events by administrative data in FSS	30
Administrative rate on FSS	6.94%
Number of original sample records excluded because of valid data errors	0
Number of administrative data records excluded	1
Number of medical records excluded	2
Number of employee/dependent medical records excluded	0
Records added from the oversample list	0
Denominator	429
Numerator events by administrative data	30
Numerator events by medical records	239
Reported rate	62.70%
Lower 95% confidence interval	58.01%
Upper 95% confidence interval	67.40%

Appendix F: Department of Community Health, State of Georgia
Audited CY 2012 HEDIS Measure Results for AMERIGROUP

Weight Assessment and Counseling for Nutrition and Physical Activity for Children/Adolescents (WCC)									
AmeriGroup Georgia Managed Care Company, Inc. (Org ID: 7359, SubID: 10188, Medicaid, Spec Area: None, Spec Proj: None)									
Data Element	BMI Percentile			Counseling for Nutrition			Counseling for Physical Activity		
	3-11 years	12-17 years	Total	3-11 years	12-17 years	Total	3-11 years	12-17 years	Total
Measurement year	2012			2012			2012		
Data collection methodology (administrative or hybrid)	H			H			H		
Eligible population	65481	32453	97,934	65481	32453	97,934	65481	32453	97,934
Number of numerator events by administrative data in eligible population (before exclusions)	3580	1778	5,358	2243	1315	3,558	1769	998	2,767
Current year's administrative rate (before exclusions)	5.47%	5.48%	5.47%	3.43%	4.05%	3.63%	2.70%	3.08%	2.83%
Minimum required sample size (MRSS) or other sample size	411			411			411		
Oversampling rate	0.05			0.05			0.05		
Final sample size	432			432			432		
Number of numerator events by administrative data in FSS	16	13	29	7	6	13	6	4	10
Administrative rate on FSS	3.70%	3.01%	6.71%	1.62%	1.39%	3.01%	1.39%	0.93%	2.31%
Number of original sample records excluded because of valid data errors	0			0			0		
Number of administrative data records excluded	0			0			0		
Number of medical records excluded	0			0			0		
Number of employee/dependent medical records excluded	0			0			0		
Records added from the oversample list	0			0			0		
Denominator	294	138	432	294	138	432	294	138	432
Numerator events by administrative data	16	13	29	7	6	13	6	4	10
Numerator events by medical records	95	52	147	155	58	213	108	54	162
Reported rate	37.76%	47.10%	40.74%	55.10%	46.38%	52.31%	38.78%	42.03%	39.81%
Lower 95% confidence interval	32.04%	38.41%	35.99%	49.25%	37.69%	47.49%	33.04%	33.43%	35.08%
Upper 95% confidence interval	43.47%	55.79%	45.49%	60.96%	55.06%	57.14%	44.52%	50.63%	44.55%

Appendix F: Department of Community Health, State of Georgia
Audited CY 2012 HEDIS Measure Results for AMERIGROUP

Childhood Immunization Status (CIS)								
AmeriGroup Georgia Managed Care Company, Inc. (Org ID: 7359, SubID: 10188, Medicaid, Spec Area: None, Spec Proj: None)								
Data Element	General Measure Data	DTaP	IPV	MMR	HiB	Hepatitis B	VZV	Pneumo-coccal Conjugate
Measurement year	2012							
Data collection methodology (administrative or hybrid)	H							
Eligible population	6961							
Number of numerator events by admin data in eligible population (before exclusions)		5149	5859	6418	6440	5845	6474	5569
Current year's administrative rate (before exclusions)		73.97%	84.17%	92.20%	92.52%	83.97%	93.00%	80.00%
Minimum required sample size (MRSS) or other sample Size	411							
Oversampling rate	0.05							
Final sample size	432							
Number of numerator events by admin data in FSS		346	379	402	407	367	406	360
Administrative rate on FSS		80.09%	87.73%	93.06%	94.21%	84.95%	93.98%	83.33%
Number of original records excluded because of valid data errors	0							
Number of administrative data records excluded	0							
Number of medical data records excluded	0							
Number of employee/dependent medical records excluded	0							
Records added from the oversample list	0							
Denominator	432							
Numerator events by administrative data		346	379	402	407	367	406	360
Number of numerator events by medical records		37	37	5	7	39	7	22
Reported rate		88.66%	96.30%	94.21%	95.83%	93.98%	95.60%	88.43%
Lower 95% confidence interval		85.55%	94.40%	91.90%	93.83%	91.62%	93.55%	85.29%
Upper 95% confidence interval		91.76%	98.19%	96.53%	97.83%	96.34%	97.65%	91.56%

Appendix F: Department of Community Health, State of Georgia
Audited CY 2012 HEDIS Measure Results for AMERIGROUP

Hepatitis A	Rotavirus	Influenza	Combination 2	Combination 3	Combination 4	Combination 5	Combination 6	Combination 7	Combination 8	Combination 9	Combination 10
6354	3633	2953	4476	4240	4182	2615	2100	2587	2084	1376	1369
91.28%	52.19%	42.42%	64.30%	60.91%	60.08%	37.57%	30.17%	37.16%	29.94%	19.77%	19.67%
402	241	191	299	286	283	175	144	173	144	91	91
93.06%	55.79%	44.21%	69.21%	66.20%	65.51%	40.51%	33.33%	40.05%	33.33%	21.06%	21.06%
402	241	191	299	286	283	175	144	173	144	91	91
4	68	5	70	71	71	99	33	99	33	47	47
93.98%	71.53%	45.37%	85.42%	82.64%	81.94%	63.43%	40.97%	62.96%	40.97%	31.94%	31.94%
91.62%	67.16%	40.56%	81.97%	78.95%	78.20%	58.77%	36.22%	58.29%	36.22%	27.43%	27.43%
96.34%	75.90%	50.18%	88.86%	86.33%	85.69%	68.08%	45.73%	67.63%	45.73%	36.46%	36.46%

Appendix F: Department of Community Health, State of Georgia
Audited CY 2012 HEDIS Measure Results for AMERIGROUP

Immunizations for Adolescents (IMA)				
AmeriGroup Georgia Managed Care Company, Inc. (Org ID: 7359, SubID: 10188, Medicaid, Spec Area: None, Spec Proj: None)				
Data Element	General Measure Data	Meningococcal	Tdap/Td	Combination 1
Measurement year	2012			
Data collection methodology (administrative or hybrid)	H			
Eligible population	7538			
Number of numerator events by admin data in eligible population (before exclusions)		5475	6230	5356
Current year's administrative rate (before exclusions)		72.63%	82.65%	71.05%
Minimum required sample size (MRSS) or other sample Size	366			
Oversampling rate	0.05			
Final sample size	385			
Number of numerator events by admin data in FSS		274	316	267
Administrative rate on FSS		71.17%	82.08%	69.35%
Number of original records excluded because of valid data errors	0			
Number of administrative data records excluded	0			
Number of medical data records excluded	0			
Number of employee/dependent medical records excluded	0			
Records added from the oversample list	0			
Denominator	385			
Numerator events by administrative data		274	316	267
Number of numerator events by medical records		9	10	8
Reported rate		73.51%	84.68%	71.43%
Lower 95% confidence interval		68.97%	80.95%	66.79%
Upper 95% confidence interval		78.04%	88.40%	76.07%

Appendix F: Department of Community Health, State of Georgia
Audited CY 2012 HEDIS Measure Results for AMERIGROUP

Human Papillomavirus Vaccine for Female Adolescents (HPV)	
AmeriGroup Georgia Managed Care Company, Inc. (Org ID: 7359, SubID: 10188, Medicaid, Spec Area: None, Spec Proj: None)	
Data Element	Measure Data
Measurement year	2012
Data collection methodology (administrative or hybrid)	H
Eligible population	3642
Number of numerator events by administrative data in eligible population (before exclusions)	469
Current year's administrative rate (before exclusions)	12.88%
Minimum required sample size (MRSS) or other sample size	411
Oversampling rate	0.05
Final sample size (FSS)	432
Number of numerator events by administrative data in FSS	58
Administrative rate on FSS	13.43%
Number of original sample records excluded because of valid data errors	0
Number of administrative data records excluded	1
Number of medical data records excluded	0
Number of employee/dependent medical records excluded	0
Records added from the oversample list	0
Denominator	431
Numerator events by administrative data	58
Numerator events by medical records	14
Reported rate	16.71%
Lower 95% confidence interval	13.07%
Upper 95% confidence interval	20.34%

Appendix F: Department of Community Health, State of Georgia
Audited CY 2012 HEDIS Measure Results for AMERIGROUP

Lead Screening in Children (LSC)	
AmeriGroup Georgia Managed Care Company, Inc. (Org ID: 7359, SubID: 10188, Medicaid, Spec Area: None, Spec Proj: None)	
Lead Screening in Children	
Data Elements which do not apply to the selected data collection methodology will not appear	General Measure Data
Measurement year	2012
Data collection methodology (administrative or hybrid)	H
Eligible population	6961
Number of numerator events by admin data in eligible population (before exclusions)	5168
Current year's administrative rate (before exclusions)	74.24%
Minimum required sample size (MRSS) or other sample size	305
Oversampling rate	0.05
Final sample size (FSS)	321
Number of numerator events by administrative data in FSS	225
Administrative rate on FSS	70.09%
Number of original sample records excluded because of valid data errors	1
Number of administrative data records excluded	0
Number of medical data records excluded	0
Number of employee/dependent medical records excluded	0
Records added from the oversample list	0
Denominator	320
Numerator events by administrative data	225
Numerator events by medical records	12
Reported rate	74.06%
Lower 95% confidence interval	69.10%
Upper 95% confidence interval	79.02%

Appendix F: Department of Community Health, State of Georgia
 Audited CY 2012 HEDIS Measure Results for AMERIGROUP

Breast Cancer Screening (BCS)	
AmeriGroup Georgia Managed Care Company, Inc. (Org ID: 7359, SubID: 10188, Medicaid, Spec Area: None, Spec Proj: None)	
Data Element	General Measure Data
Measurement year	2012
Data collection methodology (administrative)	A
Eligible population	1285
Numerator events by administrative data	761
Reported rate	59.22%
Lower 95% confidence interval	56.50%
Upper 95% confidence interval	61.95%

Appendix F: Department of Community Health, State of Georgia
Audited CY 2012 HEDIS Measure Results for AMERIGROUP

Cervical Cancer Screening (CCS)	
AmeriGroup Georgia Managed Care Company, Inc. (Org ID: 7359, SubID: 10188, Medicaid, Spec Area: None, Spec Proj: None)	
Data Element	Measure Data
Measurement year	2012
Data collection methodology (administrative or hybrid)	H
Eligible population	9966
Number of numerator events by administrative data in eligible population (before exclusions)	6542
Current year's administrative rate (before exclusions)	65.64%
Minimum required sample size (MRSS) or other sample size	411
Oversampling rate	0.05
Final sample size (FSS)	432
Number of numerator events by administrative data in FSS	293
Administrative rate on FSS	67.82%
Number of original sample records excluded because of valid data errors	0
Number of administrative data records excluded	1
Number of medical data records excluded	1
Number of employee/dependent medical records excluded	0
Records added from the oversample list	0
Denominator	430
Numerator events by administrative data	293
Numerator events by medical records	17
Reported rate	72.09%
Lower 95% confidence interval	67.74%
Upper 95% confidence interval	76.45%

Appendix F: Department of Community Health, State of Georgia
 Audited CY 2012 HEDIS Measure Results for AMERIGROUP

Chlamydia Screening in Women (CHL)				
AmeriGroup Georgia Managed Care Company, Inc. (Org ID: 7359, SubID: 10188, Medicaid, Spec Area: None, Spec Proj: None)				
Data Element	General Measure Data	16-20 years	21-24 years	Total
Measurement year	2012			
Data collection methodology (administrative)	A			
Eligible population		4387	1127	5,514
Numerator events by administrative data		2366	776	3,142
Reported rate		53.93%	68.86%	56.98%
Lower 95% confidence interval		52.45%	66.11%	55.67%
Upper 95% confidence interval		55.42%	71.60%	58.30%

Appendix F: Department of Community Health, State of Georgia
 Audited CY 2012 HEDIS Measure Results for AMERIGROUP

Appropriate Testing for Children with Pharyngitis (CWP)	
AmeriGroup Georgia Managed Care Company, Inc. (Org ID: 7359, SubID: 10188, Medicaid, Spec Area: None, Spec Proj: None)	
Data Element	Measure Data
Measurement year	2012
Data collection methodology (administrative)	A
Eligible population	9581
Numerator events by administrative data	7420
Reported rate	77.44%
Lower 95% confidence interval	76.60%
Upper 95% confidence interval	78.29%

Appendix F: Department of Community Health, State of Georgia
 Audited CY 2012 HEDIS Measure Results for AMERIGROUP

Appropriate Treatment for Children With URI (URI)	
AmeriGroup Georgia Managed Care Company, Inc. (Org ID: 7359, SubID: 10188, Medicaid, Spec Area: None, Spec Proj: None)	
Data Element	Measure Data
Measurement year	2012
Data collection methodology (administrative)	A
Eligible population	15072
Numerator events by administrative data	2614
Reported rate	82.66%
Lower 95% confidence interval	82.05%
Upper 95% confidence interval	83.26%

Appendix F: Department of Community Health, State of Georgia
 Audited CY 2012 HEDIS Measure Results for AMERIGROUP

Avoidance of Antibiotic Treatment in Adults with Acute Bronchitis (AAB)	
AmeriGroup Georgia Managed Care Company, Inc. (Org ID: 7359, SubID: 10188, Medicaid, Spec Area: None, Spec Proj: None)	
Data Element	Measure Data
Measurement year	2012
Data collection methodology (administrative)	A
Eligible population	561
Total numerator events by administrative data	461
Reported rate	17.83%
Lower 95% confidence interval	14.57%
Upper 95% confidence interval	21.08%

Appendix F: Department of Community Health, State of Georgia
 Audited CY 2012 HEDIS Measure Results for AMERIGROUP

Use of Spirometry Testing in the Assessment and Diagnosis of COPD (SPR)	
AmeriGroup Georgia Managed Care Company, Inc. (Org ID: 7359, SubID: 10188, Medicaid, Spec Area: None, Spec Proj: None)	
Data Element	Measure Data
Measurement year	2012
Data collection methodology (administrative)	A
Eligible population	43
Numerator events by administrative data	10
Reported rate	23.26%
Lower 95% confidence interval	9.47%
Upper 95% confidence interval	37.05%

Appendix F: Department of Community Health, State of Georgia
 Audited CY 2012 HEDIS Measure Results for AMERIGROUP

Pharmacotherapy Management of COPD Exacerbation (PCE)			
AmeriGroup Georgia Managed Care Company, Inc. (Org ID: 7359, SubID: 10188, Medicaid, Spec Area: None, Spec Proj: None)			
Pharmacotherapy Management of COPD Exacerbation			
Data Elements	Measure Data	Systemic corticosteroid	Bronchodilator
Measurement year	2012		
Data collection methodology (administrative)	A		
Eligible population	49		
Numerator events by administrative data		31	41
Reported rate		63.27%	83.67%
Lower 95% confidence interval		48.75%	72.30%
Upper 95% confidence interval		77.78%	95.04%

Appendix F: Department of Community Health, State of Georgia
 Audited CY 2012 HEDIS Measure Results for AMERIGROUP

Use of Appropriate Medications for People With Asthma (ASM)						
AmeriGroup Georgia Managed Care Company, Inc. (Org ID: 7359, SubID: 10188, Medicaid, Spec Area: None, Spec Proj: None)						
Data Element	General Measure Data	5-11 years	12-18 years	19-50 years	51-64 years	Total
Measurement year	2012					
Data collection methodology (administrative)	A					
Eligible population		2169	1308	120	12	3,609
Number of required exclusions		240	139	117	18	514
Numerator events by administrative data		1959	1160	83	11	3,213
Reported rate		90.32%	88.69%	69.17%	NA	89.03%
Lower 95% confidence interval		89.05%	86.93%	60.49%	NA	87.99%
Upper 95% confidence interval		91.59%	90.44%	77.85%	NA	90.06%

Appendix F: Department of Community Health, State of Georgia
 Audited CY 2012 HEDIS Measure Results for AMERIGROUP

Medication Management for People With Asthma (MMA)									
AmeriGroup Georgia Managed Care Company, Inc. (Org ID: 7359, SubID: 10188, Medicaid, Spec Area: None, Spec Proj: None)									
Data Element	General Measure Data	5-11 years		12-18 years		19-50 years		51-64 years	
		Medication Compliance 50%	Medication Compliance 75%	Medication Compliance 50%	Medication Compliance 75%	Medication Compliance 50%	Medication Compliance 75%	Medication Compliance 50%	Medication Compliance 75%
Measurement year	2012								
Data collection methodology (administrative)	A								
Eligible population		1959		1160		83		11	
Number of required exclusions		450		287		154		19	
Numerator events by administrative data		862	404	493	220	37	13	10	8
Reported rate		44.00%	20.62%	42.50%	18.97%	44.58%	15.66%	NA	NA
Lower 95% confidence interval		41.78%	18.81%	39.61%	16.67%	33.28%	7.24%	NA	NA
Upper 95% confidence interval		46.23%	22.44%	45.39%	21.26%	55.87%	24.08%	NA	NA

Appendix F: Department of Community Health, State of Georgia
 Audited CY 2012 HEDIS Measure Results for AMERIGROUP

Total	
Medication Compliance 50%	Medication Compliance 75%
3,213	
910	
1,402	645
43.64%	20.07%
41.90%	18.67%
45.37%	21.48%

Appendix F: Department of Community Health, State of Georgia
 Audited CY 2012 HEDIS Measure Results for AMERIGROUP

Asthma Medication Ratio (AMR)						
AmeriGroup Georgia Managed Care Company, Inc. (Org ID: 7359, SubID: 10188, Medicaid, Spec Area: None, Spec Proj: None)						
Data Element	Measure Data	5-11 years	12-18 years	19-50 years	51-64 years	Total
Measurement year	2012					
Data collection methodology (administrative)	A					
Eligible population		2166	1304	119	12	3,601
Number of required exclusions		243	143	118	18	522
Numerator events by administrative data		1352	838	48	9	2,247
Reported rate		62.42%	64.26%	40.34%	NA	62.40%
Lower 95% confidence interval		60.36%	61.62%	31.10%	NA	60.80%
Upper 95% confidence interval		64.48%	66.90%	49.57%	NA	64.00%

Appendix F: Department of Community Health, State of Georgia
Audited CY 2012 HEDIS Measure Results for AMERIGROUP

Cholesterol Management for Patients With Cardiovascular Conditions (CMC)			
AmeriGroup Georgia Managed Care Company, Inc. (Org ID: 7359, SubID: 10188, Medicaid, Spec Area: None, Spec Proj: None)			
Data Element	General Measure Data	LDL-C Screening	LDL-C level <100 mg/dL
Measurement year	2011		
Data collection methodology (administrative or hybrid)	H		
Eligible population	40		
Number of numerator events by administrative data in eligible population (before exclusions)		33	7
Current year's administrative rate (before exclusions)		82.50%	17.50%
Minimum required sample size (MRSS) or other sample size	40		
Oversampling rate	0.05		
Final sample size (FSS)	40		
Number of numerator events by administrative data in FSS		33	6
Administrative rate on FSS		82.50%	15.00%
Number of original sample records excluded because of valid data errors	0		
Number of employee/dependent medical records excluded	0		
Records added from the oversample list	0		
Denominator	40		
Numerator events by administrative data		33	6
Numerator events by medical records		2	5
Reported rate		87.50%	27.50%
Lower 95% confidence interval		76.00%	12.41%
Upper 95% confidence interval		99.00%	42.59%

Appendix F: Department of Community Health, State of Georgia
Audited CY 2012 HEDIS Measure Results for AMERIGROUP

Controlling High Blood Pressure (CBP)	
AmeriGroup Georgia Managed Care Company, Inc. (Org ID: 7359, SubID: 10188, Medicaid, Spec Area: None, Spec Proj: None)	
Data Element	General Measure Data
Measurement year	2012
Data collection methodology (hybrid)	H
Eligible population	2029
Number of numerator events by administrative data in eligible population (before exclusions)	0
Current year's administrative rate (before exclusions)	0.00%
Minimum required sample size (MRSS) or other sample size	411
Oversampling rate	0.1
Final sample size (FSS)	453
Number of numerator events by administrative data in FSS	0
Administrative rate on FSS	0.00%
Number of original sample records excluded because of valid data errors	0
Number of records excluded because of false positive diagnoses	0
Number of administrative data records excluded	1
Number of medical data records excluded	0
Number of employee/dependent medical records excluded	0
Records added from the oversample list	0
Denominator	452
Numerator events by administrative data	0
Numerator events by medical records	175
Reported rate	38.72%
Lower 95% confidence interval	34.12%
Upper 95% confidence interval	43.32%

Appendix F: Department of Community Health, State of Georgia
 Audited CY 2012 HEDIS Measure Results for AMERIGROUP

Persistence of Beta-Blocker Treatment After a Heart Attack (PBH)	
AmeriGroup Georgia Managed Care Company, Inc. (Org ID: 7359, SubID: 10188, Medicaid, Spec Area: None, Spec Proj: None)	
Data Element	Measure Data
Measurement year	2012
Data collection methodology (administrative)	A
Eligible population	9
Numerator events by administrative data	8
Reported rate	NA
Lower 95% confidence interval	NA
Upper 95% confidence interval	NA

Appendix F: Department of Community Health, State of Georgia
Audited CY 2012 HEDIS Measure Results for AMERIGROUP

Comprehensive Diabetes Care (CDC)								
AmeriGroup Georgia Managed Care Company, Inc. (Org ID: 7359, SubID: 10188, Medicaid, Spec Area: None, Spec Proj: None)								
Data Element	HbA1c Testing	HbA1c Poor Control (>9.0%)	HbA1c Control (<8.0%)	HbA1c Control (<7.0%) for a Selected Population	Eye Exam	LDL-C Screening	LDL-C Level <100 mg/dL	Medical Attention for Nephropathy
Measurement year	2012	2012	2012	2012	2012	2012	2012	2012
Data collection methodology (administrative or hybrid)	H	H	H	H	H	H	H	H
Eligible population	1103	1103	1103	953	1103	1103	1103	1103
Number of numerator events by administrative data in eligible population (before optional exclusions)	829	886	186	140	416	736	152	741
Current year's administrative rate (before optional exclusions)	75.16%	80.33%	16.86%	14.69%	37.72%	66.73%	13.78%	67.18%
Minimum required sample size (MRSS) or other sample size	548	548	548	548	548	548	548	548
Oversampling rate	0.1	0.1	0.1	0.1	0.1	0.1	0.1	0.1
Final sample size (FSS)	603	603	603	603	603	603	603	603
Number of numerator events by administrative data in FSS	469	512	76	56	270	429	69	418
Administrative rate on FSS	77.78%	84.91%	12.60%	9.29%	44.78%	71.14%	11.44%	69.32%
Number of original sample records excluded because of valid data errors	2	2	2	2	2	2	2	2
Number of optional administrative data records excluded	0	0	0	0	0	0	0	0
Number of optional medical data records excluded	0	0	0	0	0	0	0	0
Number of HbA1c <7 required medical records excluded				7				
Number of HbA1c <7 required administrative data records excluded				90				
Number of employee/dependent medical records excluded	0	0	0	0	0	0	0	0
Records added from the oversample list	0	0	0	0	0	0	0	0
Denominator	601	601	601	504	601	601	601	601
Numerator events by administrative data	469	261	76	56	270	429	69	418

Appendix F: Department of Community Health, State of Georgia
 Audited CY 2012 HEDIS Measure Results for AMERIGROUP

Numerator events by medical records	8	61	158	98	20	11	95	29
Reported rate	79.37%	53.58%	38.94%	30.56%	48.25%	73.21%	27.29%	74.38%
Lower 95% confidence interval	76.05%	49.51%	34.95%	26.43%	44.17%	69.59%	23.64%	70.80%
Upper 95% confidence interval	82.69%	57.65%	42.92%	34.68%	52.33%	76.84%	30.93%	77.95%

Appendix F: Department of Community Health, State of Georgia
 Audited CY 2012 HEDIS Measure Results for AMERIGROUP

Blood Pressure Controlled <140/80 mm Hg	Blood Pressure Controlled <140/90 mm Hg
2012	2012
H	H
1103	1103
14	20
1.27%	1.81%
548	548
0.1	0.1
603	603
6	9
1.00%	1.49%
2	2
0	0
0	0
0	0
0	0
601	601
6	9

Appendix F: Department of Community Health, State of Georgia
Audited CY 2012 HEDIS Measure Results for AMERIGROUP

190	322
32.61%	55.07%
28.78%	51.01%
36.44%	59.13%

Appendix F: Department of Community Health, State of Georgia
 Audited CY 2012 HEDIS Measure Results for AMERIGROUP

Disease Modifying Anti-Rheumatic Drug therapy in Rheumatoid Arthritis (ART)	
AmeriGroup Georgia Managed Care Company, Inc. (Org ID: 7359, SubID: 10188, Medicaid, Spec Area: None, Spec Proj: None)	
Data Element	Measure Data
Measurement year	2012
Data collection methodology (administrative)	A
Eligible population	40
Numerator events by administrative data	26
Reported rate	65.00%
Lower 95% confidence interval	48.97%
Upper 95% confidence interval	81.03%

Appendix F: Department of Community Health, State of Georgia
 Audited CY 2012 HEDIS Measure Results for AMERIGROUP

Use of Imaging Studies for Low Back Pain (LBP)	
AmeriGroup Georgia Managed Care Company, Inc. (Org ID: 7359, SubID: 10188, Medicaid, Spec Area: None, Spec Proj: None)	
Data Element	Measure Data
Measurement year	2012
Data collection methodology (administrative)	A
Eligible population	799
Numerator events by administrative data	206
Reported rate	74.22%
Lower 95% confidence Interval	71.12%
Upper 95% confidence Interval	77.31%

Appendix F: Department of Community Health, State of Georgia
 Audited CY 2012 HEDIS Measure Results for AMERIGROUP

Antidepressant Medication Management (AMM)			
AmeriGroup Georgia Managed Care Company, Inc. (Org ID: 7359, SubID: 10188, Medicaid, Spec Area: None, Spec Proj: None)			
Data Element	General Measure Data	Effective Acute Phase Treatment	Effective Continuation Phase Treatment
Measurement year	2012		
Data collection methodology (administrative)	A		
Eligible population	565		
Numerator events by administrative data		306	208
Reported rate		54.16%	36.81%
Lower 95% confidence interval		49.96%	32.75%
Upper 95% confidence interval		58.36%	40.88%

Appendix F: Department of Community Health, State of Georgia
 Audited CY 2012 HEDIS Measure Results for AMERIGROUP

Follow-Up Care for Children Prescribed ADHD Medication (ADD)			
AmeriGroup Georgia Managed Care Company, Inc. (Org ID: 7359, SubID: 10188, Medicaid, Spec Area: None, Spec Proj: None)			
Data Element	General Measure Data	Initiation Phase	Continuation and Maintenance Phase
Measurement year	2012		
Data collection methodology (administrative)	A		
Eligible population		2455	411
Numerator events by administrative data		1039	239
Reported rate		42.32%	58.15%
Lower 95% confidence interval		40.35%	53.26%
Upper 95% confidence interval		44.30%	63.04%

Appendix F: Department of Community Health, State of Georgia
 Audited CY 2012 HEDIS Measure Results for AMERIGROUP

Follow-Up After Hospitalization for Mental Illness (FUH)			
AmeriGroup Georgia Managed Care Company, Inc. (Org ID: 7359, SubID: 10188, Medicaid, Spec Area: None, Spec Proj: None)			
Data Element	General Measure Data	30-day follow-up	7-day follow-up
Measurement year	2012		
Data collection methodology (administrative)	A		
Eligible population	1168		
Numerator events by administrative data		786	535
Reported rate		67.29%	45.80%
Lower 95% confidence interval		64.56%	42.90%
Upper 95% confidence interval		70.03%	48.70%

Appendix F: Department of Community Health, State of Georgia
 Audited CY 2012 HEDIS Measure Results for AMERIGROUP

Diabetes Screening for People With Schizophrenia or Bipolar Disorder Who Are	
AmeriGroup Georgia Managed Care Company, Inc. (Org ID: 7359, SubID: 10188, Medicaid, Spec Area: None, Spec Proj: None)	
Data Element	Measure Data
Measurement year	2012
Data collection methodology (administrative)	A
Eligible population	213
Number of required exclusions	173
Numerator events by administrative data	179
Reported rate	84.04%
Lower 95% confidence interval	78.88%
Upper 95% confidence interval	89.19%

Appendix F: Department of Community Health, State of Georgia
 Audited CY 2012 HEDIS Measure Results for AMERIGROUP

Diabetes Monitoring for People With Diabetes and Schizophrenia (SMD)	
AmeriGroup Georgia Managed Care Company, Inc. (Org ID: 7359, SubID: 10188, Medicaid, Spec Area: None, Spec Proj: None)	
Data Element	Measure Data
Measurement year	2012
Data collection methodology (administrative)	A
Eligible population	12
Number of optional exclusions	0
Numerator events by administrative data	7
Reported rate	NA
Lower 95% confidence interval	NA
Upper 95% confidence interval	NA

Appendix F: Department of Community Health, State of Georgia
 Audited CY 2012 HEDIS Measure Results for AMERIGROUP

Cardiovascular Monitoring for People With Cardiovascular Disease and	
AmeriGroup Georgia Managed Care Company, Inc. (Org ID: 7359, SubID: 10188, Medicaid, Spec Area: None, Spec Proj: None)	
Data Element	Measure Data
Measurement year	2012
Data collection methodology (administrative)	A
Eligible population	0
Numerator events by administrative data	0
Reported rate	NA
Lower 95% confidence interval	NA
Upper 95% confidence interval	NA

Appendix F: Department of Community Health, State of Georgia
 Audited CY 2012 HEDIS Measure Results for AMERIGROUP

Adherence to Antipsychotic Medications for Individuals With Schizophrenia (SAA)	
AmeriGroup Georgia Managed Care Company, Inc. (Org ID: 7359, SubID: 10188, Medicaid, Spec Area: None, Spec Proj: None)	
Data Element	Measure Data
Measurement year	2012
Data collection methodology (administrative)	A
Eligible population	54
Number of required exclusions	23
Numerator events by administrative data	25
Reported rate	46.30%
Lower 95% confidence interval	32.07%
Upper 95% confidence interval	60.52%

Appendix F: Department of Community Health, State of Georgia
 Audited CY 2012 HEDIS Measure Results for AMERIGROUP

Annual Monitoring for Patients on Persistent Medications (MPM)						
AmeriGroup Georgia Managed Care Company, Inc. (Org ID: 7359, SubID: 10188, Medicaid, Spec Area: None, Spec Proj: None)						
Data Element	General Measure Data	ACE Inhibitors or ARBs	Digoxin	Diuretics	Anti-convulsants	Total
Measurement year	2012					
Data collection methodology (administrative)	A					
Eligible population		904	6	931	70	1,911
Numerator events by administrative data		822	6	836	43	1,707
Reported rate		90.93%	NA	89.80%	61.43%	89.32%
Lower 95% confidence interval		89.00%	NA	87.80%	49.31%	87.91%
Upper 95% confidence interval		92.86%	NA	91.79%	73.55%	90.74%

Appendix F: Department of Community Health, State of Georgia
 Audited CY 2012 HEDIS Measure Results for AMERIGROUP

Adults' Access to Preventive/Ambulatory Health Services (AAP)					
AmeriGroup Georgia Managed Care Company, Inc. (Org ID: 7359, SubID: 10188, Medicaid, Spec Area: None, Spec Proj: None)					
Data Element	General Measure Data	20-44 years	45-64 years	65+ years	Total
Measurement year	2012				
Data collection methodology (administrative)	A				
Eligible population		10744	1857	2	12,603
Numerator events by administrative data		9008	1676	2	10,686
Reported rate		83.84%	90.25%	NA	84.79%
Lower 95% confidence interval		83.14%	88.88%	NA	84.16%
Upper 95% confidence interval		84.54%	91.63%	NA	85.42%

Appendix F: Department of Community Health, State of Georgia
 Audited CY 2012 HEDIS Measure Results for AMERIGROUP

Children and Adolescents' Access to Primary Care Practitioners (CAP)					
AmeriGroup Georgia Managed Care Company, Inc. (Org ID: 7359, SubID: 10188, Medicaid, Spec Area: None, Spec Proj: None)					
Data Element	General Measure Data	12-24 months	25 months - 6 years	7-11 years	12-19 years
Measurement year	2012				
Data collection methodology (administrative)	A				
Eligible population		9228	43488	29437	34602
Numerator events by administrative data		9002	39767	27158	31168
Reported rate		97.55%	91.44%	92.26%	90.08%
Lower 95% confidence interval		97.23%	91.18%	91.95%	89.76%
Upper 95% confidence interval		97.87%	91.71%	92.57%	90.39%

Appendix F: Department of Community Health, State of Georgia
 Audited CY 2012 HEDIS Measure Results for AMERIGROUP

Annual Dental Visit (ADV)							
AmeriGroup Georgia Managed Care Company, Inc. (Org ID: 7359, SubID: 10188, Medicaid, Spec Area: None, Spec Proj: None)							
Data Element	Measure Data	2-3 Years	4-6 Years	7-10 Years	11-14 Years	15-18 Years	19-21 Years
Measurement year	2012						
Data collection methodology (administrative)	A						
Eligible population		17078	27101	33388	31813	23897	1182
Numerator events by administrative data		8282	20986	26590	23028	14709	422
Reported rate		48.50%	77.44%	79.64%	72.39%	61.55%	35.70%
Lower 95% confidence interval		47.74%	76.94%	79.21%	71.89%	60.93%	32.93%
Upper 95% confidence interval		49.25%	77.94%	80.07%	72.88%	62.17%	38.48%

Appendix F: Department of Community Health, State of Georgia
Audited CY 2012 HEDIS Measure Results for AMERIGROUP

Total
134,459
94,017
69.92%
69.68%
70.17%

Appendix F: Department of Community Health, State of Georgia
 Audited CY 2012 HEDIS Measure Results for AMERIGROUP

Initiation and Engagement of AOD Dependence Treatment (IET)						
AmeriGroup Georgia Managed Care Company, Inc. (Org ID: 7359, SubID: 10188, Medicaid, Spec Area: None, Spec Proj: None)						
Data Elements	General Measure Data	13-17 years		18+ years		T
		Initiation of AOD Treatment	Engagement of AOD Treatment	Initiation of AOD Treatment	Engagement of AOD Treatment	Initiation of AOD Treatment
Measurement year	2012					
Data collection methodology (administrative)	A					
Eligible population		315		1094		1
Numerator events by administrative data		124	48	466	93	590
Reported rate		39.37%	15.24%	42.60%	8.50%	41.87%
Lower 95% confidence interval		33.81%	11.11%	39.62%	6.80%	39.26%
Upper 95% confidence interval		44.92%	19.37%	45.57%	10.20%	44.49%

Appendix F: Department of Community Health, State of Georgia
Audited CY 2012 HEDIS Measure Results for AMERIGROUP

total
Engagement of AOD Treatment
409
141
10.01%
8.40%
11.61%

Appendix F: Department of Community Health, State of Georgia
Audited CY 2012 HEDIS Measure Results for AMERIGROUP

Prenatal and Postpartum Care (PPC)		
AmeriGroup Georgia Managed Care Company, Inc. (Org ID: 7359, SubID: 10188, Medicaid, Spec Area: None, Spec Proj: None)		
Data Element	Timeliness of Prenatal Care	Postpartum Care
Measurement year	2012	2012
Data collection methodology (administrative or hybrid)	H	H
Eligible population	12505	12505
Number of numerator events by administrative data in eligible population (before exclusions)	5963	4838
Current year's administrative rate (before exclusions)	47.68%	38.69%
Minimum required sample size (MRSS) or other sample size	411	411
Oversampling rate	0.05	0.05
Final sample size (FSS)	432	432
Number of numerator events by administrative data in FSS	205	178
Administrative rate on FSS	47.45%	41.20%
Number of original sample records excluded because of valid data errors	0	0
Number of employee/dependent medical records excluded	0	0
Records added from the oversample list	0	0
Denominator	432	432
Numerator events by administrative data	205	178
Numerator events by medical records	161	79
Reported rate	84.72%	59.49%
Lower 95% confidence interval	81.21%	54.75%
Upper 95% confidence interval	88.23%	64.24%

Appendix F: Department of Community Health, State of Georgia
 Audited CY 2012 HEDIS Measure Results for AMERIGROUP

Call Answer Timeliness (CAT)	
AmeriGroup Georgia Managed Care Company, Inc. (Org ID: 7359, SubID: 10188, Medicaid, Spec Area: None, Spec Proj: None)	
Data Element	Measure Data
Measurement year	2012
Data collection methodology (administrative)	A
Eligible population	186541
Numerator events by administrative data	159884
Reported rate	85.71%
Lower 95% confidence interval	85.55%
Upper 95% confidence interval	85.87%

Appendix F: Department of Community Health, State of Georgia
Audited CY 2012 HEDIS Measure Results for AMERIGROUP

Frequency of Ongoing Prenatal Care (FPC)						
AmeriGroup Georgia Managed Care Company, Inc. (Org ID: 7359, SubID: 10188, Medicaid, Spec Area: None, Spec Proj: None)						
Data Element	General Measure Data	<21 Percent	21-40 Percent	41-60 Percent	61-80 Percent	81+ Percent
Measurement year	2012					
Data collection methodology (administrative or hybrid)	H					
Eligible population	12505					
Number of numerator events by administrative data in eligible population (before exclusions)		6312	1985	1070	864	2274
Current year's administrative rate (before exclusions)		50.48%	15.87%	8.56%	6.91%	18.18%
Minimum required sample size (MRSS) or other sample size	411					
Oversampling rate	0.05					
Final sample size (FSS)	432					
Number of numerator events by administrative data in FSS		44	14	15	10	88
Administrative rate on FSS		10.19%	3.24%	3.47%	2.31%	20.37%
Number of original sample records excluded because of valid data errors	0					
Number of employee/dependent medical records excluded	0					
Records added from the oversample list	0					
Denominator	432					
Numerator events by administrative data		44	14	15	10	88
Numerator events by medical records		2	4	18	38	199
Reported rate		10.65%	4.17%	7.64%	11.11%	66.44%
Lower 95% confidence interval		7.62%	2.17%	5.02%	8.03%	61.87%
Upper 95% confidence interval		13.67%	6.17%	10.26%	14.19%	71.00%

Appendix F: Department of Community Health, State of Georgia
Audited CY 2012 HEDIS Measure Results for AMERIGROUP

Well-Child Visits in the First 15 Months of Life (W15)							
AmeriGroup Georgia Managed Care Company, Inc. (Org ID: 7359, SubID: 10188, Medicaid, Spec Area: None, Spec Proj: None)							
Data Element	Measure Data	0 visits	1 visit	2 visits	3 visits	4 visits	5 visits
Measurement year	2012						
Data collection methodology (administrative or hybrid)	H						
Eligible population	7568						
Number of numerator events by administrative data in eligible population (before exclusions)		136	206	304	466	835	1431
Current year's administrative rate (before exclusions)		1.80%	2.72%	4.02%	6.16%	11.03%	18.91%
Minimum required sample size (MRSS) or other sample size	384						
Oversampling rate	0.05						
Final sample size (FSS)	404						
Number of numerator events by administrative data in FSS		8	8	24	14	47	84
Administrative rate on FSS		1.98%	1.98%	5.94%	3.47%	11.63%	20.79%
Number of original sample records excluded because of valid data errors	1						
Number of employee/dependent medical records excluded	0						
Records added from the oversample list	0						
Denominator	403						
Numerator events by administrative data		6	7	15	9	32	59
Numerator events by medical records		0	0	1	5	0	15
Reported rate		1.49%	1.74%	3.97%	3.47%	7.94%	18.36%
Lower 95% confidence interval		0.18%	0.34%	1.94%	1.56%	5.18%	14.46%
Upper 95% confidence interval		2.80%	3.14%	6.00%	5.39%	10.70%	22.27%

Appendix F: Department of Community Health, State of Georgia
 Audited CY 2012 HEDIS Measure Results for AMERIGROUP

6 or more visits
4190
55.36%
219
54.21%
222
32
63.03%
58.19%
67.86%

Appendix F: Department of Community Health, State of Georgia
Audited CY 2012 HEDIS Measure Results for AMERIGROUP

Adolescent Well-Care Visits (AWC)	
AmeriGroup Georgia Managed Care Company, Inc. (Org ID: 7359, SubID: 10188, Medicaid, Spec Area: None, Spec Proj: None)	
Data Element	Measure Data
Measurement year	2012
Data collection methodology (administrative or hybrid)	H
Eligible population	48352
Number of numerator events by administrative data in eligible population (before exclusions)	21295
Current year's administrative rate (before exclusions)	44.04%
Minimum required sample size (MRSS) or other sample size	411
Oversampling rate	0.1
Final sample size (FSS)	453
Number of numerator events by administrative data in FSS	203
Administrative rate on FSS	44.81%
Number of original sample records excluded because of valid data errors	0
Number of employee/dependent medical records excluded	0
Records added from the oversample list	0
Denominator	453
Numerator events by administrative data	203
Numerator events by medical records	8
Reported rate	46.58%
Lower 95% confidence interval	41.87%
Upper 95% confidence interval	51.28%

Appendix F: Department of Community Health, State of Georgia
Audited CY 2012 HEDIS Measure Results for AMERIGROUP

Well-Child Visits in the Third, Fourth, Fifth and Sixth Years of Life (W34)	
AmeriGroup Georgia Managed Care Company, Inc. (Org ID: 7359, SubID: 10188, Medicaid, Spec Area: None, Spec Proj: None)	
Data Element	Measure Data
Measurement year	2012
Data collection methodology (administrative or hybrid)	H
Eligible population	35623
Number of numerator events by administrative data in eligible population (before exclusions)	23907
Current year's administrative rate (before exclusions)	67.11%
Minimum required sample size (MRSS) or other sample size	411
Oversampling rate	0.1
Final sample size (FSS)	453
Number of numerator events by administrative data in FSS	303
Administrative rate on FSS	66.89%
Number of original sample records excluded because of valid data errors	0
Number of employee/dependent medical records excluded	0
Records added from the oversample list	0
Denominator	453
Numerator events by administrative data	303
Numerator events by medical records	6
Reported rate	68.21%
Lower 95% confidence interval	63.81%
Upper 95% confidence interval	72.61%

Appendix F: Department of Community Health, State of Georgia
Audited CY 2012 HEDIS Measure Results for AMERIGROUP

Frequency of Selected Procedures (FSP)				
AmeriGroup Georgia Managed Care Company, Inc. (Org ID: 7359, SubID: 10188, Medicaid, Spec Area: None, Spec Proj: None)				
Age	Male	Female	Total	
0-9	853,450	829,770	1,683,237	
10-19	557,165	568,126	1,125,291	
15-44		546,711		
20-44	33,102	320,952		
30-64	30,610			
45-64	8,454	29,891		
Procedure	Age	Sex	Number of Procedures	Procedures / 1,000 Member Years
Bariatric weight loss surgery	0-19	Male	0	0.00
		Female	1	0.00
	20-44	Male	0	0.00
		Female	45	0.14
	45-64	Male	0	0.00
		Female	6	0.20
Tonsillectomy	0-9	Male & Female	1246	0.74
	10-19	Male & Female	390	0.35
Hysterectomy, Abdominal	15-44	Female	107	0.20
	45-64	Female	28	0.94
Hysterectomy, Vaginal	15-44	Female	142	0.26
	45-64	Female	18	0.60
Cholecystectomy, Open	30-64	Male	1	0.03
	15-44	Female	9	0.02
	45-64		3	0.10
Cholecystectomy (laparoscopic)	30-64	Male	7	0.23
	15-44	Female	449	0.82
	45-64		18	0.60
Back Surgery	20-44	Male	29	0.88
		Female	52	0.16

Appendix F: Department of Community Health, State of Georgia
 Audited CY 2012 HEDIS Measure Results for AMERIGROUP

Back Surgery	45-64	Male	9	1.06
		Female	12	0.40
Mastectomy	15-44	Female	43	0.08
	45-64		63	2.11
Lumpectomy	15-44	Female	109	0.20
	45-64		57	1.91

Appendix F: Department of Community Health, State of Georgia
 Audited CY 2012 HEDIS Measure Results for AMERIGROUP

Ambulatory Care: Total (AMBA)				
AmeriGroup Georgia Managed Care Company, Inc. (Org ID: 7359, SubID: 10188, Medicaid, Spec Area: None, Spec Proj: None)				
Age	Member Months			
<1	240,609			
1-9	1,442,628			
10-19	1,125,291			
20-44	354,054			
45-64	38,345			
65-74	67			
75-84	3			
85+	2			
Unknown	0			
Total	3,200,999			
Age	Outpatient Visits		ED Visits	
	Visits	Visits/ 1,000 Member Months	Visits	Visits/ 1,000 Member Months
<1	188944	785.27	23676	98.40
1-9	490093	339.72	74929	51.94
10-19	270469	240.35	44399	39.46
20-44	159632	450.87	45385	128.19
45-64	28779	750.53	3366	87.78
65-74	44	656.72	4	59.70
75-84	7	2,333.33	0	0.00
85+	2	1,000.00	1	500.00
Unknown	0		0	
Total	1,137,970	355.50	191,760	59.91

Appendix F: Department of Community Health, State of Georgia
 Audited CY 2012 HEDIS Measure Results for AMERIGROUP

Ambulatory Care: Dual Eligibles (AMBB)				
AmeriGroup Georgia Managed Care Company, Inc. (Org ID: 7359, SubID: 10188, Medicaid, Spec Area: None, Spec Proj: None)				
Age	Member Months			
<1	NR			
1-9	NR			
10-19	NR			
20-44	NR			
45-64	NR			
65-74	NR			
75-84	NR			
85+	NR			
Unknown	NR			
Total	NR			
Age	Outpatient Visits		ED Visits	
	Visits	Visits/ 1,000 Member Months	Visits	Visits/ 1,000 Member Months
<1	NR	NR	NR	NR
1-9	NR	NR	NR	NR
10-19	NR	NR	NR	NR
20-44	NR	NR	NR	NR
45-64	NR	NR	NR	NR
65-74	NR	NR	NR	NR
75-84	NR	NR	NR	NR
85+	NR	NR	NR	NR
Unknown	NR		NR	
Total	NR	NR	NR	NR

Appendix F: Department of Community Health, State of Georgia
 Audited CY 2012 HEDIS Measure Results for AMERIGROUP

Ambulatory Care: Disabled (AMBC)				
AmeriGroup Georgia Managed Care Company, Inc. (Org ID: 7359, SubID: 10188, Medicaid, Spec Area: None, Spec Proj: None)				
Age	Member Months			
<1	NR			
1-9	NR			
10-19	NR			
20-44	NR			
45-64	NR			
65-74	NR			
75-84	NR			
85+	NR			
Unknown	NR			
Total	NR			
Age	Outpatient Visits		ED Visits	
	Visits	Visits/ 1,000 Member Months	Visits	Visits/ 1,000 Member Months
<1	NR	NR	NR	NR
1-9	NR	NR	NR	NR
10-19	NR	NR	NR	NR
20-44	NR	NR	NR	NR
45-64	NR	NR	NR	NR
65-74	NR	NR	NR	NR
75-84	NR	NR	NR	NR
85+	NR	NR	NR	NR
Unknown	NR		NR	
Total	NR	NR	NR	NR

Appendix F: Department of Community Health, State of Georgia
Audited CY 2012 HEDIS Measure Results for AMERIGROUP

Ambulatory Care: Other (AMBD)				
AmeriGroup Georgia Managed Care Company, Inc. (Org ID: 7359, SubID: 10188, Medicaid, Spec Area: None, Spec Proj: None)				
Age	Member Months			
<1	NR			
1-9	NR			
10-19	NR			
20-44	NR			
45-64	NR			
65-74	NR			
75-84	NR			
85+	NR			
Unknown	NR			
Total	NR			
Age	Outpatient Visits		ED Visits	
	Visits	Visits/ 1,000 Member Months	Visits	Visits/ 1,000 Member Months
<1	NR	NR	NR	NR
1-9	NR	NR	NR	NR
10-19	NR	NR	NR	NR
20-44	NR	NR	NR	NR
45-64	NR	NR	NR	NR
65-74	NR	NR	NR	NR
75-84	NR	NR	NR	NR
85+	NR	NR	NR	NR
Unknown	NR		NR	
Total	NR	NR	NR	NR

Appendix F: Department of Community Health, State of Georgia
Audited CY 2012 HEDIS Measure Results for AMERIGROUP

Inpatient Utilization--General Hospital/Acute Care: Total (IPUA)					
AmeriGroup Georgia Managed Care Company, Inc. (Org ID: 7359, SubID: 10188, Medicaid, Spec Area: None, Spec Proj: None)					
Age	Member Months				
<1	240,609				
1-9	1,442,628				
10-19	1,125,291				
20-44	354,054				
45-64	38,345				
65-74	67				
75-84	3				
85+	2				
Unknown	0				
Total	3,200,999				
Total Inpatient					
Age	Discharges	Discharges / 1,000 Member Months	Days	Days / 1,000 Members Months	Average Length of Stay
<1	1391	5.78	10170	42.27	7.31
1-9	1201	0.83	4032	2.79	3.36
10-19	2981	2.65	9218	8.19	3.09
20-44	13608	38.43	40009	113.00	2.94
45-64	456	11.89	2259	58.91	4.95
65-74	3	44.78	17	253.73	5.67
75-84	0	0.00	0	0.00	NA
85+	0	0.00	0	0.00	NA
Unknown	0		0		NA
Total	19,640	6.14	65,705	20.53	3.35
Medicine					

Appendix F: Department of Community Health, State of Georgia
Audited CY 2012 HEDIS Measure Results for AMERIGROUP

Age	Discharges	Discharges / 1,000 Member Months	Days	Days / 1,000 Members Months	Average Length of Stay
<1	1046	4.35	4662	19.38	4.46
1-9	856	0.59	2327	1.61	2.72
10-19	454	0.40	1438	1.28	3.17
20-44	627	1.77	2268	6.41	3.62
45-64	240	6.26	913	23.81	3.80
65-74	2	29.85	10	149.25	5.00
75-84	0	0.00	0	0.00	NA
85+	0	0.00	0	0.00	NA
Unknown	0		0		NA
Total	3,225	1.01	11,618	3.63	3.60
Surgery					
Age	Discharges	Discharges / 1,000 Member Months	Days	Days / 1,000 Members Months	Average Length of Stay
<1	345	1.43	5508	22.89	15.97
1-9	345	0.24	1705	1.18	4.94
10-19	373	0.33	1882	1.67	5.05
20-44	551	1.56	3151	8.90	5.72
45-64	203	5.29	1314	34.27	6.47
65-74	1	14.93	7	104.48	7.00
75-84	0	0.00	0	0.00	NA
85+	0	0.00	0	0.00	NA
Unknown	0		0		NA
Total	1,818	0.57	13,567	4.24	7.46
Maternity*					

Appendix F: Department of Community Health, State of Georgia
 Audited CY 2012 HEDIS Measure Results for AMERIGROUP

Age	Discharges	Discharges / 1,000 Member Months	Days	Days / 1,000 Members Months	Average Length of Stay
10-19	2154	1.91	5898	5.24	2.74
20-44	12430	35.11	34590	97.70	2.78
45-64	13	0.34	32	0.83	2.46
Unknown	0		0		NA
Total	14,597	9.62	40,520	26.70	2.78

*The maternity category is calculated using member months for members 10-64 years.

Appendix F: Department of Community Health, State of Georgia
Audited CY 2012 HEDIS Measure Results for AMERIGROUP

Inpatient Utilization--General Hospital/Acute Care: Dual Eligibles (IPUB)					
AmeriGroup Georgia Managed Care Company, Inc. (Org ID: 7359, SubID: 10188, Medicaid, Spec Area: None, Spec Proj: None)					
Age	Member Months				
<1	NR				
1-9	NR				
10-19	NR				
20-44	NR				
45-64	NR				
65-74	NR				
75-84	NR				
85+	NR				
Unknown	NR				
Total	NR				
Total Inpatient					
Age	Discharges	Discharges / 1,000 Member Months	Days	Days / 1,000 Members Months	Average Length of Stay
<1	NR	NR	NR	NR	NR
1-9	NR	NR	NR	NR	NR
10-19	NR	NR	NR	NR	NR
20-44	NR	NR	NR	NR	NR
45-64	NR	NR	NR	NR	NR
65-74	NR	NR	NR	NR	NR
75-84	NR	NR	NR	NR	NR
85+	NR	NR	NR	NR	NR
Unknown	NR	NR	NR	NR	NR
Total	NR	NR	NR	NR	NR
Medicine					

Appendix F: Department of Community Health, State of Georgia
 Audited CY 2012 HEDIS Measure Results for AMERIGROUP

Age	Discharges	Discharges / 1,000 Member Months	Days	Days / 1,000 Members Months	Average Length of Stay
<1	NR	NR	NR	NR	NR
1-9	NR	NR	NR	NR	NR
10-19	NR	NR	NR	NR	NR
20-44	NR	NR	NR	NR	NR
45-64	NR	NR	NR	NR	NR
65-74	NR	NR	NR	NR	NR
75-84	NR	NR	NR	NR	NR
85+	NR	NR	NR	NR	NR
Unknown	NR		NR		NR
Total	NR	NR	NR	NR	NR
Surgery					
Age	Discharges	Discharges / 1,000 Member Months	Days	Days / 1,000 Members Months	Average Length of Stay
<1	NR	NR	NR	NR	NR
1-9	NR	NR	NR	NR	NR
10-19	NR	NR	NR	NR	NR
20-44	NR	NR	NR	NR	NR
45-64	NR	NR	NR	NR	NR
65-74	NR	NR	NR	NR	NR
75-84	NR	NR	NR	NR	NR
85+	NR	NR	NR	NR	NR
Unknown	NR		NR		NR
Total	NR	NR	NR	NR	NR
Maternity*					

Appendix F: Department of Community Health, State of Georgia
 Audited CY 2012 HEDIS Measure Results for AMERIGROUP

Age	Discharges	Discharges / 1,000 Member Months	Days	Days / 1,000 Members Months	Average Length of Stay
10-19	NR	NR	NR	NR	NR
20-44	NR	NR	NR	NR	NR
45-64	NR	NR	NR	NR	NR
Unknown	NR		NR		NR
Total	NR	NR	NR	NR	NR

*The maternity category is calculated using member months for members 10-64 years.

Appendix F: Department of Community Health, State of Georgia
Audited CY 2012 HEDIS Measure Results for AMERIGROUP

Inpatient Utilization--General Hospital/Acute Care: Disabled (IPUC)					
AmeriGroup Georgia Managed Care Company, Inc. (Org ID: 7359, SubID: 10188, Medicaid, Spec Area: None, Spec Proj: None)					
Age	Member Months				
<1	NR				
1-9	NR				
10-19	NR				
20-44	NR				
45-64	NR				
65-74	NR				
75-84	NR				
85+	NR				
Unknown	NR				
Total	NR				
Total Inpatient					
Age	Discharges	Discharges / 1,000 Member Months	Days	Days / 1,000 Members Months	Average Length of Stay
<1	NR	NR	NR	NR	NR
1-9	NR	NR	NR	NR	NR
10-19	NR	NR	NR	NR	NR
20-44	NR	NR	NR	NR	NR
45-64	NR	NR	NR	NR	NR
65-74	NR	NR	NR	NR	NR
75-84	NR	NR	NR	NR	NR
85+	NR	NR	NR	NR	NR
Unknown	NR		NR		NR
Total	NR	NR	NR	NR	NR
Medicine					

Appendix F: Department of Community Health, State of Georgia
 Audited CY 2012 HEDIS Measure Results for AMERIGROUP

Age	Discharges	Discharges / 1,000 Member Months	Days	Days / 1,000 Members Months	Average Length of Stay
<1	NR	NR	NR	NR	NR
1-9	NR	NR	NR	NR	NR
10-19	NR	NR	NR	NR	NR
20-44	NR	NR	NR	NR	NR
45-64	NR	NR	NR	NR	NR
65-74	NR	NR	NR	NR	NR
75-84	NR	NR	NR	NR	NR
85+	NR	NR	NR	NR	NR
Unknown	NR		NR		NR
Total	NR	NR	NR	NR	NR
Surgery					
Age	Discharges	Discharges / 1,000 Member Months	Days	Days / 1,000 Members Months	Average Length of Stay
<1	NR	NR	NR	NR	NR
1-9	NR	NR	NR	NR	NR
10-19	NR	NR	NR	NR	NR
20-44	NR	NR	NR	NR	NR
45-64	NR	NR	NR	NR	NR
65-74	NR	NR	NR	NR	NR
75-84	NR	NR	NR	NR	NR
85+	NR	NR	NR	NR	NR
Unknown	NR		NR		NR
Total	NR	NR	NR	NR	NR
Maternity*					

Appendix F: Department of Community Health, State of Georgia
 Audited CY 2012 HEDIS Measure Results for AMERIGROUP

Age	Discharges	Discharges / 1,000 Member Months	Days	Days / 1,000 Members Months	Average Length of Stay
10-19	NR	NR	NR	NR	NR
20-44	NR	NR	NR	NR	NR
45-64	NR	NR	NR	NR	NR
Unknown	NR		NR		NR
Total	NR	NR	NR	NR	NR

*The maternity category is calculated using member months for members 10-64 years.

Appendix F: Department of Community Health, State of Georgia
Audited CY 2012 HEDIS Measure Results for AMERIGROUP

Inpatient Utilization--General Hospital/Acute Care: Other (IPUD)					
AmeriGroup Georgia Managed Care Company, Inc. (Org ID: 7359, SubID: 10188, Medicaid, Spec Area: None, Spec Proj: None)					
Age	Member Months				
<1	NR				
1-9	NR				
10-19	NR				
20-44	NR				
45-64	NR				
65-74	NR				
75-84	NR				
85+	NR				
Unknown	NR				
Total	NR				
Total Inpatient					
Age	Discharges	Discharges / 1,000 Member Months	Days	Days / 1,000 Members Months	Average Length of Stay
<1	NR	NR	NR	NR	NR
1-9	NR	NR	NR	NR	NR
10-19	NR	NR	NR	NR	NR
20-44	NR	NR	NR	NR	NR
45-64	NR	NR	NR	NR	NR
65-74	NR	NR	NR	NR	NR
75-84	NR	NR	NR	NR	NR
85+	NR	NR	NR	NR	NR
Unknown	NR	NR	NR	NR	NR
Total	NR	NR	NR	NR	NR
Medicine					

Appendix F: Department of Community Health, State of Georgia
 Audited CY 2012 HEDIS Measure Results for AMERIGROUP

Age	Discharges	Discharges / 1,000 Member Months	Days	Days / 1,000 Members Months	Average Length of Stay
<1	NR	NR	NR	NR	NR
1-9	NR	NR	NR	NR	NR
10-19	NR	NR	NR	NR	NR
20-44	NR	NR	NR	NR	NR
45-64	NR	NR	NR	NR	NR
65-74	NR	NR	NR	NR	NR
75-84	NR	NR	NR	NR	NR
85+	NR	NR	NR	NR	NR
Unknown	NR		NR		NR
Total	NR	NR	NR	NR	NR
Surgery					
Age	Discharges	Discharges / 1,000 Member Months	Days	Days / 1,000 Members Months	Average Length of Stay
<1	NR	NR	NR	NR	NR
1-9	NR	NR	NR	NR	NR
10-19	NR	NR	NR	NR	NR
20-44	NR	NR	NR	NR	NR
45-64	NR	NR	NR	NR	NR
65-74	NR	NR	NR	NR	NR
75-84	NR	NR	NR	NR	NR
85+	NR	NR	NR	NR	NR
Unknown	NR		NR		NR
Total	NR	NR	NR	NR	NR
Maternity*					

Appendix F: Department of Community Health, State of Georgia
 Audited CY 2012 HEDIS Measure Results for AMERIGROUP

Age	Discharges	Discharges / 1,000 Member Months	Days	Days / 1,000 Members Months	Average Length of Stay
10-19	NR	NR	NR	NR	NR
20-44	NR	NR	NR	NR	NR
45-64	NR	NR	NR	NR	NR
Unknown	NR		NR		NR
Total	NR	NR	NR	NR	NR

*The maternity category is calculated using member months for members 10-64 years.

Appendix F: Department of Community Health, State of Georgia
Audited CY 2012 HEDIS Measure Results for AMERIGROUP

Identification of Alcohol and Other Drug Services: Total (IADA)											
AmeriGroup Georgia Managed Care Company, Inc. (Org ID: 7359, SubID: 10188, Medicaid, Spec Area: None, Spec Proj: None)											
Age	Member Months (Any)			Member Months (Inpatient)			Member Months (Intensive Outpatient/Partial Hospitalization)			Member Months (Outpatient/ED)	
	Male	Female	Total	Male	Female	Total	Male	Female	Total	Male	Female
0-12	1073843	1045524	2,119,367	1073843	1045524	2,119,367	1073843	1045524	2,119,367	1073843	1045524
13-17	294975	292587	587,562	294975	292587	587,562	294975	292587	587,562	294975	292587
18-24	46430	144969	191,399	46430	144969	191,399	46430	144969	191,399	46430	144969
25-34	14463	159399	173,862	14463	159399	173,862	14463	159399	173,862	14463	159399
35-64	22460	106260	128,720	22460	106260	128,720	22460	106260	128,720	22460	106260
65+	19	53	72	19	53	72	19	53	72	19	53
Unknown	0	0	0	0	0	0	0	0	0	0	0
Total	1,452,190	1,748,792	3,200,982	1,452,190	1,748,792	3,200,982	1,452,190	1,748,792	3,200,982	1,452,190	1,748,792
Age	Sex	Any Services		Inpatient		Intensive Outpatient/Partial Hospitalization		Outpatient/ED			
		Number	Percent	Number	Percent	Number	Percent	Number	Percent		
0-12	M	47	0.05%	9	0.01%	1	0.00%	40	0.04%		
	F	23	0.03%	5	0.01%	0	0.00%	21	0.02%		
	Total	70	0.04%	14	0.01%	1	0.00%	61	0.03%		
13-17	M	371	1.51%	57	0.23%	13	0.05%	332	1.35%		
	F	213	0.87%	57	0.23%	5	0.02%	175	0.72%		
	Total	584	1.19%	114	0.23%	18	0.04%	507	1.04%		
18-24	M	87	2.25%	17	0.44%	1	0.03%	82	2.12%		
	F	375	3.10%	134	1.11%	9	0.07%	287	2.38%		
	Total	462	2.90%	151	0.95%	10	0.06%	369	2.31%		
25-34	M	105	8.71%	18	1.49%	1	0.08%	95	7.88%		
	F	813	6.12%	266	2.00%	33	0.25%	668	5.03%		
	Total	918	6.34%	284	1.96%	34	0.23%	763	5.27%		
35-64	M	167	8.92%	51	2.72%	7	0.37%	146	7.80%		
	F	608	6.87%	163	1.84%	19	0.21%	532	6.01%		
	Total	775	7.22%	214	2.00%	26	0.24%	678	6.32%		
65+	M	0	0.00%	0	0.00%	0	0.00%	0	0.00%		
	F	0	0.00%	0	0.00%	0	0.00%	0	0.00%		
	Total	0	0.00%	0	0.00%	0	0.00%	0	0.00%		


Appendix F: Department of Community Health, State of Georgia
 Audited CY 2012 HEDIS Measure Results for AMERIGROUP

Unknown	M	0	NA	0	NA	0	NA	0	NA
	F	0	NA	0	NA	0	NA	0	NA
	Total	0	NA	0	NA	0	NA	0	NA
Total	M	777	0.64%	152	0.13%	23	0.02%	695	0.57%
	F	2,032	1.39%	625	0.43%	66	0.05%	1,683	1.15%
	Total	2,809	1.05%	777	0.29%	89	0.03%	2,378	0.89%

Appendix F: Department of Community Health, State of Georgia
Audited CY 2012 HEDIS Measure Results for AMERIGROUP

atient/ED)
Total
2,119,367
587,562
191,399
173,862
128,720
72
0
3,200,982

Appendix F: Department of Community Health, State of Georgia
Audited CY 2012 HEDIS Measure Results for AMERIGROUP



Appendix F: Department of Community Health, State of Georgia
Audited CY 2012 HEDIS Measure Results for AMERIGROUP

Identification of Alcohol and Other Drug Services: Dual Eligibles (IADB)

AmeriGroup Georgia Managed Care Company, Inc. (Org ID: 7359, SubID: 10188, Medicaid, Spec Area: None, Spec Proj: None)

Age	Member Months (Any)			Member Months (Inpatient)			Member Months (Intensive Outpatient/Partial Hospitalization)			Member Months (Outpatient/ED)	
	Male	Female	Total	Male	Female	Total	Male	Female	Total	Male	Female
0-12	NR	NR	NR	NR	NR	NR	NR	NR	NR	NR	NR
13-17	NR	NR	NR	NR	NR	NR	NR	NR	NR	NR	NR
18-24	NR	NR	NR	NR	NR	NR	NR	NR	NR	NR	NR
25-34	NR	NR	NR	NR	NR	NR	NR	NR	NR	NR	NR
35-64	NR	NR	NR	NR	NR	NR	NR	NR	NR	NR	NR
65+	NR	NR	NR	NR	NR	NR	NR	NR	NR	NR	NR
Unknown	NR	NR	NR	NR	NR	NR	NR	NR	NR	NR	NR
Total	NR	NR	NR	NR	NR	NR	NR	NR	NR	NR	NR

Age	Sex	Any Services		Inpatient		Intensive Outpatient/Partial Hospitalization		Outpatient/ED	
		Number	Percent	Number	Percent	Number	Percent	Number	Percent
0-12	M	NR	NR	NR	NR	NR	NR	NR	NR
	F	NR	NR	NR	NR	NR	NR	NR	NR
	Total	NR	NR	NR	NR	NR	NR	NR	NR
13-17	M	NR	NR	NR	NR	NR	NR	NR	NR
	F	NR	NR	NR	NR	NR	NR	NR	NR
	Total	NR	NR	NR	NR	NR	NR	NR	NR
18-24	M	NR	NR	NR	NR	NR	NR	NR	NR
	F	NR	NR	NR	NR	NR	NR	NR	NR
	Total	NR	NR	NR	NR	NR	NR	NR	NR
25-34	M	NR	NR	NR	NR	NR	NR	NR	NR
	F	NR	NR	NR	NR	NR	NR	NR	NR
	Total	NR	NR	NR	NR	NR	NR	NR	NR
35-64	M	NR	NR	NR	NR	NR	NR	NR	NR
	F	NR	NR	NR	NR	NR	NR	NR	NR
	Total	NR	NR	NR	NR	NR	NR	NR	NR
65+	M	NR	NR	NR	NR	NR	NR	NR	NR
	F	NR	NR	NR	NR	NR	NR	NR	NR
	Total	NR	NR	NR	NR	NR	NR	NR	NR


Appendix F: Department of Community Health, State of Georgia
 Audited CY 2012 HEDIS Measure Results for AMERIGROUP

Unknown	M	NR	NR	NR	NR	NR	NR	NR	NR
	F	NR	NR	NR	NR	NR	NR	NR	NR
	Total	NR	NR	NR	NR	NR	NR	NR	NR
Total	M	NR	NR	NR	NR	NR	NR	NR	NR
	F	NR	NR	NR	NR	NR	NR	NR	NR
	Total	NR	NR	NR	NR	NR	NR	NR	NR

Appendix F: Department of Community Health, State of Georgia
Audited CY 2012 HEDIS Measure Results for AMERIGROUP

atient/ED)
Total
NR
NR
NR
NR
NR
NR
NR
NR

Appendix F: Department of Community Health, State of Georgia
Audited CY 2012 HEDIS Measure Results for AMERIGROUP



Appendix F: Department of Community Health, State of Georgia
Audited CY 2012 HEDIS Measure Results for AMERIGROUP

Identification of Alcohol and Other Drug Services: Disabled (IADC)											
AmeriGroup Georgia Managed Care Company, Inc. (Org ID: 7359, SubID: 10188, Medicaid, Spec Area: None, Spec Proj: None)											
Age	Member Months (Any)			Member Months (Inpatient)			Member Months (Intensive Outpatient/Partial Hospitalization)			Member Months (Outpatient/ED)	
	Male	Female	Total	Male	Female	Total	Male	Female	Total	Male	Female
0-12	NR	NR	NR	NR	NR	NR	NR	NR	NR	NR	NR
13-17	NR	NR	NR	NR	NR	NR	NR	NR	NR	NR	NR
18-24	NR	NR	NR	NR	NR	NR	NR	NR	NR	NR	NR
25-34	NR	NR	NR	NR	NR	NR	NR	NR	NR	NR	NR
35-64	NR	NR	NR	NR	NR	NR	NR	NR	NR	NR	NR
65+	NR	NR	NR	NR	NR	NR	NR	NR	NR	NR	NR
Unknown	NR	NR	NR	NR	NR	NR	NR	NR	NR	NR	NR
Total	NR	NR	NR	NR	NR	NR	NR	NR	NR	NR	NR
Age	Sex	Any Services		Inpatient		Intensive Outpatient/Partial Hospitalization		Outpatient/ED			
		Number	Percent	Number	Percent	Number	Percent	Number	Percent		
0-12	M	NR	NR	NR	NR	NR	NR	NR	NR		
	F	NR	NR	NR	NR	NR	NR	NR	NR		
	Total	NR	NR	NR	NR	NR	NR	NR	NR		
13-17	M	NR	NR	NR	NR	NR	NR	NR	NR		
	F	NR	NR	NR	NR	NR	NR	NR	NR		
	Total	NR	NR	NR	NR	NR	NR	NR	NR		
18-24	M	NR	NR	NR	NR	NR	NR	NR	NR		
	F	NR	NR	NR	NR	NR	NR	NR	NR		
	Total	NR	NR	NR	NR	NR	NR	NR	NR		
25-34	M	NR	NR	NR	NR	NR	NR	NR	NR		
	F	NR	NR	NR	NR	NR	NR	NR	NR		
	Total	NR	NR	NR	NR	NR	NR	NR	NR		
35-64	M	NR	NR	NR	NR	NR	NR	NR	NR		
	F	NR	NR	NR	NR	NR	NR	NR	NR		
	Total	NR	NR	NR	NR	NR	NR	NR	NR		
65+	M	NR	NR	NR	NR	NR	NR	NR	NR		
	F	NR	NR	NR	NR	NR	NR	NR	NR		
	Total	NR	NR	NR	NR	NR	NR	NR	NR		


Appendix F: Department of Community Health, State of Georgia
 Audited CY 2012 HEDIS Measure Results for AMERIGROUP

Unknown	M	NR	NR	NR	NR	NR	NR	NR	NR
	F	NR	NR	NR	NR	NR	NR	NR	NR
	Total	NR	NR	NR	NR	NR	NR	NR	NR
Total	M	NR	NR	NR	NR	NR	NR	NR	NR
	F	NR	NR	NR	NR	NR	NR	NR	NR
	Total	NR	NR	NR	NR	NR	NR	NR	NR

Appendix F: Department of Community Health, State of Georgia
Audited CY 2012 HEDIS Measure Results for AMERIGROUP

patient/ED)
Total
NR
NR
NR
NR
NR
NR
NR
NR
NR

Appendix F: Department of Community Health, State of Georgia
Audited CY 2012 HEDIS Measure Results for AMERIGROUP



Appendix F: Department of Community Health, State of Georgia
Audited CY 2012 HEDIS Measure Results for AMERIGROUP

Identification of Alcohol and Other Drug Services: Other (IADD)

AmeriGroup Georgia Managed Care Company, Inc. (Org ID: 7359, SubID: 10188, Medicaid, Spec Area: None, Spec Proj: None)

Age	Member Months (Any)			Member Months (Inpatient)			Member Months (Intensive Outpatient/Partial Hospitalization)			Member Months (Outpatient/ED)	
	Male	Female	Total	Male	Female	Total	Male	Female	Total	Male	Female
0-12	NR	NR	NR	NR	NR	NR	NR	NR	NR	NR	NR
13-17	NR	NR	NR	NR	NR	NR	NR	NR	NR	NR	NR
18-24	NR	NR	NR	NR	NR	NR	NR	NR	NR	NR	NR
25-34	NR	NR	NR	NR	NR	NR	NR	NR	NR	NR	NR
35-64	NR	NR	NR	NR	NR	NR	NR	NR	NR	NR	NR
65+	NR	NR	NR	NR	NR	NR	NR	NR	NR	NR	NR
Unknown	NR	NR	NR	NR	NR	NR	NR	NR	NR	NR	NR
Total	NR	NR	NR	NR	NR	NR	NR	NR	NR	NR	NR

Age	Sex	Any Services		Inpatient		Intensive Outpatient/Partial Hospitalization		Outpatient/ED	
		Number	Percent	Number	Percent	Number	Percent	Number	Percent
0-12	M	NR	NR	NR	NR	NR	NR	NR	NR
	F	NR	NR	NR	NR	NR	NR	NR	NR
	Total	NR	NR	NR	NR	NR	NR	NR	NR
13-17	M	NR	NR	NR	NR	NR	NR	NR	NR
	F	NR	NR	NR	NR	NR	NR	NR	NR
	Total	NR	NR	NR	NR	NR	NR	NR	NR
18-24	M	NR	NR	NR	NR	NR	NR	NR	NR
	F	NR	NR	NR	NR	NR	NR	NR	NR
	Total	NR	NR	NR	NR	NR	NR	NR	NR
25-34	M	NR	NR	NR	NR	NR	NR	NR	NR
	F	NR	NR	NR	NR	NR	NR	NR	NR
	Total	NR	NR	NR	NR	NR	NR	NR	NR
35-64	M	NR	NR	NR	NR	NR	NR	NR	NR
	F	NR	NR	NR	NR	NR	NR	NR	NR
	Total	NR	NR	NR	NR	NR	NR	NR	NR
65+	M	NR	NR	NR	NR	NR	NR	NR	NR
	F	NR	NR	NR	NR	NR	NR	NR	NR
	Total	NR	NR	NR	NR	NR	NR	NR	NR


Appendix F: Department of Community Health, State of Georgia
 Audited CY 2012 HEDIS Measure Results for AMERIGROUP

Unknown	M	NR	NR	NR	NR	NR	NR	NR	NR
	F	NR	NR	NR	NR	NR	NR	NR	NR
	Total	NR	NR	NR	NR	NR	NR	NR	NR
Total	M	NR	NR	NR	NR	NR	NR	NR	NR
	F	NR	NR	NR	NR	NR	NR	NR	NR
	Total	NR	NR	NR	NR	NR	NR	NR	NR

Appendix F: Department of Community Health, State of Georgia
Audited CY 2012 HEDIS Measure Results for AMERIGROUP

patient/ED)
Total
NR
NR
NR
NR
NR
NR
NR
NR
NR

Appendix F: Department of Community Health, State of Georgia
Audited CY 2012 HEDIS Measure Results for AMERIGROUP



Appendix F: Department of Community Health, State of Georgia
Audited CY 2012 HEDIS Measure Results for AMERIGROUP

Mental Health Utilization: Total (MPTA)											
AmeriGroup Georgia Managed Care Company, Inc. (Org ID: 7359, SubID: 10188, Medicaid, Spec Area: None, Spec Proj: None)											
Age	Member Months (Any)			Member Months (Inpatient)			Member Months (Intensive Outpatient/Partial Hospitalization)			Member Months (Outpatient/ED)	
	Male	Female	Total	Male	Female	Total	Male	Female	Total	Male	Female
0-12	1073843	1045524	2,119,367	1073843	1045524	2,119,367	1073843	1045524	2,119,367	1073843	1045524
13-17	294975	292587	587,562	294975	292587	587,562	294975	292587	587,562	294975	292587
18-64	83353	410628	493,981	83353	410628	493,981	83353	410628	493,981	83353	410628
65+	19	53	72	19	53	72	19	53	72	19	53
Unknown	0	0	0	0	0	0	0	0	0	0	0
Total	1,452,190	1,748,792	3,200,982	1,452,190	1,748,792	3,200,982	1,452,190	1,748,792	3,200,982	1,452,190	1,748,792
Age	Sex	Any Services		Inpatient		Intensive Outpatient/Partial Hospitalization		Outpatient/ED			
		Number	Percent	Number	Percent	Number	Percent	Number	Percent		
0-12	M	7119	7.96%	149	0.17%	45	0.05%	7100	7.93%		
	F	4350	4.99%	88	0.10%	40	0.05%	4329	4.97%		
	Total	11,469	6.49%	237	0.13%	85	0.05%	11,429	6.47%		
13-17	M	3200	13.02%	236	0.96%	69	0.28%	3166	12.88%		
	F	3011	12.35%	357	1.46%	80	0.33%	2940	12.06%		
	Total	6,211	12.68%	593	1.21%	149	0.30%	6,106	12.47%		
18-64	M	574	8.26%	72	1.04%	16	0.23%	543	7.82%		
	F	3669	10.72%	386	1.13%	66	0.19%	3528	10.31%		
	Total	4,243	10.31%	458	1.11%	82	0.20%	4,071	9.89%		
65+	M	0	0.00%	0	0.00%	0	0.00%	0	0.00%		
	F	1	22.64%	0	0.00%	0	0.00%	1	22.64%		
	Total	1	16.67%	0	0.00%	0	0.00%	1	16.67%		
Unknown	M	0	NA	0	NA	0	NA	0	NA		
	F	0	NA	0	NA	0	NA	0	NA		
	Total	0	NA	0	NA	0	NA	0	NA		
Total	M	10,893	9.00%	457	0.38%	130	0.11%	10,809	8.93%		
	F	11,031	7.57%	831	0.57%	186	0.13%	10,798	7.41%		
	Total	21,924	8.22%	1,288	0.48%	316	0.12%	21,607	8.10%		

Appendix F: Department of Community Health, State of Georgia
Audited CY 2012 HEDIS Measure Results for AMERIGROUP

patient/ED)
Total
2,119,367
587,562
493,981
72
0
3,200,982

Appendix F: Department of Community Health, State of Georgia
Audited CY 2012 HEDIS Measure Results for AMERIGROUP

Mental Health Utilization: Dual Eligibles (MPTB)											
AmeriGroup Georgia Managed Care Company, Inc. (Org ID: 7359, SubID: 10188, Medicaid, Spec Area: None, Spec Proj: None)											
Age	Member Months (Any)			Member Months (Inpatient)			Member Months (Intensive Outpatient/Partial Hospitalization)			Member Months (Outpatient/ED)	
	Male	Female	Total	Male	Female	Total	Male	Female	Total	Male	Female
0-12	NR	NR	NR	NR	NR	NR	NR	NR	NR	NR	NR
13-17	NR	NR	NR	NR	NR	NR	NR	NR	NR	NR	NR
18-64	NR	NR	NR	NR	NR	NR	NR	NR	NR	NR	NR
65+	NR	NR	NR	NR	NR	NR	NR	NR	NR	NR	NR
Unknown	NR	NR	NR	NR	NR	NR	NR	NR	NR	NR	NR
Total	NR	NR	NR	NR	NR	NR	NR	NR	NR	NR	NR
Age	Sex	Any Services		Inpatient		Intensive Outpatient/Partial Hospitalization		Outpatient/ED			
		Number	Percent	Number	Percent	Number	Percent	Number	Percent		
0-12	M	NR	NR	NR	NR	NR	NR	NR	NR		
	F	NR	NR	NR	NR	NR	NR	NR	NR		
	Total	NR	NR	NR	NR	NR	NR	NR	NR		
13-17	M	NR	NR	NR	NR	NR	NR	NR	NR		
	F	NR	NR	NR	NR	NR	NR	NR	NR		
	Total	NR	NR	NR	NR	NR	NR	NR	NR		
18-64	M	NR	NR	NR	NR	NR	NR	NR	NR		
	F	NR	NR	NR	NR	NR	NR	NR	NR		
	Total	NR	NR	NR	NR	NR	NR	NR	NR		
65+	M	NR	NR	NR	NR	NR	NR	NR	NR		
	F	NR	NR	NR	NR	NR	NR	NR	NR		
	Total	NR	NR	NR	NR	NR	NR	NR	NR		
Unknown	M	NR	NR	NR	NR	NR	NR	NR	NR		
	F	NR	NR	NR	NR	NR	NR	NR	NR		
	Total	NR	NR	NR	NR	NR	NR	NR	NR		
Total	M	NR	NR	NR	NR	NR	NR	NR	NR		
	F	NR	NR	NR	NR	NR	NR	NR	NR		
	Total	NR	NR	NR	NR	NR	NR	NR	NR		

Appendix F: Department of Community Health, State of Georgia
Audited CY 2012 HEDIS Measure Results for AMERIGROUP

patient/ED)
Total
NR
NR
NR
NR
NR
NR

Appendix F: Department of Community Health, State of Georgia
Audited CY 2012 HEDIS Measure Results for AMERIGROUP

Mental Health Utilization: Disabled (MPTC)											
AmeriGroup Georgia Managed Care Company, Inc. (Org ID: 7359, SubID: 10188, Medicaid, Spec Area: None, Spec Proj: None)											
Age	Member Months (Any)			Member Months (Inpatient)			Member Months (Intensive Outpatient/Partial Hospitalization)			Member Months (Outpatient/ED)	
	Male	Female	Total	Male	Female	Total	Male	Female	Total	Male	Female
0-12	NR	NR	NR	NR	NR	NR	NR	NR	NR	NR	NR
13-17	NR	NR	NR	NR	NR	NR	NR	NR	NR	NR	NR
18-64	NR	NR	NR	NR	NR	NR	NR	NR	NR	NR	NR
65+	NR	NR	NR	NR	NR	NR	NR	NR	NR	NR	NR
Unknown	NR	NR	NR	NR	NR	NR	NR	NR	NR	NR	NR
Total	NR	NR	NR	NR	NR	NR	NR	NR	NR	NR	NR
Age	Sex	Any Services		Inpatient		Intensive Outpatient/Partial Hospitalization		Outpatient/ED			
		Number	Percent	Number	Percent	Number	Percent	Number	Percent		
0-12	M	NR	NR	NR	NR	NR	NR	NR	NR		
	F	NR	NR	NR	NR	NR	NR	NR	NR		
	Total	NR	NR	NR	NR	NR	NR	NR	NR		
13-17	M	NR	NR	NR	NR	NR	NR	NR	NR		
	F	NR	NR	NR	NR	NR	NR	NR	NR		
	Total	NR	NR	NR	NR	NR	NR	NR	NR		
18-64	M	NR	NR	NR	NR	NR	NR	NR	NR		
	F	NR	NR	NR	NR	NR	NR	NR	NR		
	Total	NR	NR	NR	NR	NR	NR	NR	NR		
65+	M	NR	NR	NR	NR	NR	NR	NR	NR		
	F	NR	NR	NR	NR	NR	NR	NR	NR		
	Total	NR	NR	NR	NR	NR	NR	NR	NR		
Unknown	M	NR	NR	NR	NR	NR	NR	NR	NR		
	F	NR	NR	NR	NR	NR	NR	NR	NR		
	Total	NR	NR	NR	NR	NR	NR	NR	NR		
Total	M	NR	NR	NR	NR	NR	NR	NR	NR		
	F	NR	NR	NR	NR	NR	NR	NR	NR		
	Total	NR	NR	NR	NR	NR	NR	NR	NR		

Appendix F: Department of Community Health, State of Georgia
Audited CY 2012 HEDIS Measure Results for AMERIGROUP

patient/ED)
Total
NR
NR
NR
NR
NR
NR

Appendix F: Department of Community Health, State of Georgia
Audited CY 2012 HEDIS Measure Results for AMERIGROUP

Mental Health Utilization: Other (MPTD)											
AmeriGroup Georgia Managed Care Company, Inc. (Org ID: 7359, SubID: 10188, Medicaid, Spec Area: None, Spec Proj: None)											
Age	Member Months (Any)			Member Months (Inpatient)			Member Months (Intensive Outpatient/Partial Hospitalization)			Member Months (Outpatient/ED)	
	Male	Female	Total	Male	Female	Total	Male	Female	Total	Male	Female
0-12	NR	NR	NR	NR	NR	NR	NR	NR	NR	NR	NR
13-17	NR	NR	NR	NR	NR	NR	NR	NR	NR	NR	NR
18-64	NR	NR	NR	NR	NR	NR	NR	NR	NR	NR	NR
65+	NR	NR	NR	NR	NR	NR	NR	NR	NR	NR	NR
Unknown	NR	NR	NR	NR	NR	NR	NR	NR	NR	NR	NR
Total	NR	NR	NR	NR	NR	NR	NR	NR	NR	NR	NR
Age	Sex	Any Services		Inpatient		Intensive Outpatient/Partial Hospitalization		Outpatient/ED			
		Number	Percent	Number	Percent	Number	Percent	Number	Percent		
0-12	M	NR	NR	NR	NR	NR	NR	NR	NR		
	F	NR	NR	NR	NR	NR	NR	NR	NR		
	Total	NR	NR	NR	NR	NR	NR	NR	NR		
13-17	M	NR	NR	NR	NR	NR	NR	NR	NR		
	F	NR	NR	NR	NR	NR	NR	NR	NR		
	Total	NR	NR	NR	NR	NR	NR	NR	NR		
18-64	M	NR	NR	NR	NR	NR	NR	NR	NR		
	F	NR	NR	NR	NR	NR	NR	NR	NR		
	Total	NR	NR	NR	NR	NR	NR	NR	NR		
65+	M	NR	NR	NR	NR	NR	NR	NR	NR		
	F	NR	NR	NR	NR	NR	NR	NR	NR		
	Total	NR	NR	NR	NR	NR	NR	NR	NR		
Unknown	M	NR	NR	NR	NR	NR	NR	NR	NR		
	F	NR	NR	NR	NR	NR	NR	NR	NR		
	Total	NR	NR	NR	NR	NR	NR	NR	NR		
Total	M	NR	NR	NR	NR	NR	NR	NR	NR		
	F	NR	NR	NR	NR	NR	NR	NR	NR		
	Total	NR	NR	NR	NR	NR	NR	NR	NR		

Appendix F: Department of Community Health, State of Georgia
Audited CY 2012 HEDIS Measure Results for AMERIGROUP

patient/ED)
Total
NR
NR
NR
NR
NR
NR

Appendix F: Department of Community Health, State of Georgia
Audited CY 2012 HEDIS Measure Results for AMERIGROUP

Antibiotic Utilization: Total (ABXA)			
AmeriGroup Georgia Managed Care Company, Inc. (Org ID: 7359, SubID: 10188, Medicaid, Spec Area: None, Spec Proj: None)			
Pharmacy Benefit Member Months			
Age	Male	Female	Total
0-9	853450	829770	1,683,220
10-17	515368	508341	1,023,709
18-34	60893	304368	365,261
35-49	18730	91492	110,222
50-64	3730	14768	18,498
65-74	16	51	67
75-84	3	0	3
85+	0	2	2
Unknown	0	0	0
Total	1,452,190	1,748,792	3,200,982

Antibiotic Utilization								
Age	Sex	Total Antibiotic Scrips	Average Scrips PMPY for Antibiotics	Total Days Supplied for All Antibiotic Scrips	Average Days Supplied per Antibiotic Scrip	Total Number of Scrips for Antibiotics of Concern	Average Scrips PMPY for Antibiotics of Concern	Percentage of Antibiotics of Concern of all Antibiotic Scrips
0-9	M	95434	1.34	899895	9.43	42398	0.60	44.43%
	F	92536	1.34	879049	9.50	38881	0.56	42.02%
	Total	187,970	1.34	1,778,944	9.46	81,279	0.58	43.24%
10-17	M	28302	0.66	290865	10.28	12574	0.29	44.43%
	F	36468	0.86	353640	9.70	15006	0.35	41.15%
	Total	64,770	0.76	644,505	9.95	27,580	0.32	42.58%
18-34	M	3896	0.77	40342	10.35	1478	0.29	37.94%
	F	48761	1.92	385005	7.90	16066	0.63	32.95%
	Total	52,657	1.73	425,347	8.08	17,544	0.58	33.32%
35-49	M	1914	1.23	17014	8.89	814	0.52	42.53%
	F	15487	2.03	131552	8.49	6470	0.85	41.78%
	Total	17,401	1.89	148,566	8.54	7,284	0.79	41.86%
50-64	M	397	1.28	3524	8.88	193	0.62	48.61%
	F	2260	1.84	19134	8.47	1117	0.91	49.42%

Appendix F: Department of Community Health, State of Georgia
Audited CY 2012 HEDIS Measure Results for AMERIGROUP

	Total	2,657	1.72	22,658	8.53	1,310	0.85	49.30%
65-74	M	1	0.75	10	10.00	0	0.00	0.00%
	F	9	2.12	76	8.44	2	0.47	22.22%
	Total	10	1.79	86	8.60	2	0.36	20.00%
75-84	M	1	4.00	7	7.00	0	0.00	0.00%
	F	0	NA	0	NA	0	NA	NA
	Total	1	4.00	7	7.00	0	0.00	0.00%
85+	M	0	NA	0	NA	0	NA	NA
	F	0	0.00	0	NA	0	0.00	NA
	Total	0	0.00	0	NA	0	0.00	NA
Unknown	M	0	NA	0	NA	0	NA	NA
	F	0	NA	0	NA	0	NA	NA
	Total	0	NA	0	NA	0	NA	NA
Total	M	129,945	1.07	1,251,657	9.63	57,457	0.47	44.22%
	F	195,521	1.34	1,768,456	9.04	77,542	0.53	39.66%
	Total	325,466	1.22	3,020,113	9.28	134,999	0.51	41.48%

Antibiotics of Concern Utilization

Age	Sex	Total Quinolone Scrips	Average Scrips PMPY for Quinolones	Total Cephalosporin 2nd-4th Generation Scrips	Average Scrips PMPY for Cephalosporins 2nd-4th Generation	Total Azithromycin and Clarithromycin Scrips	Average Scrips PMPY for Azithromycins and Clarithromycins	Total Amoxicillin/Clavulanate Scrips	Average Scrips PMPY for Amoxicillin/Clavulanates	Total Ketolides Scrips
0-9	M	50	0.00	9297	0.13	17101	0.24	14840	0.21	0
	F	54	0.00	8834	0.13	15622	0.23	13266	0.19	0
	Total	104	0.00	18,131	0.13	32,723	0.23	28,106	0.20	0
10-17	M	223	0.01	1590	0.04	6507	0.15	3447	0.08	0
	F	650	0.02	1914	0.05	7878	0.19	3588	0.08	0
	Total	873	0.01	3,504	0.04	14,385	0.17	7,035	0.08	0
18-34	M	212	0.04	85	0.02	689	0.14	297	0.06	0
	F	3619	0.14	920	0.04	7370	0.29	2339	0.09	0
	Total	3,831	0.13	1,005	0.03	8,059	0.26	2,636	0.09	0
35-49	M	205	0.13	41	0.03	321	0.21	135	0.09	0
	F	1894	0.25	337	0.04	2646	0.35	951	0.12	0
	Total	2,099	0.23	378	0.04	2,967	0.32	1,086	0.12	0

Appendix F: Department of Community Health, State of Georgia
Audited CY 2012 HEDIS Measure Results for AMERIGROUP

50-64	M	55	0.18	13	0.04	80	0.26	28	0.09	0
	F	417	0.34	54	0.04	412	0.33	151	0.12	0
	Total	472	0.31	67	0.04	492	0.32	179	0.12	0
65-74	M	0	0.00	0	0.00	0	0.00	0	0.00	0
	F	1	0.24	0	0.00	0	0.00	1	0.24	0
	Total	1	0.18	0	0.00	0	0.00	1	0.18	0
75-84	M	0	0.00	0	0.00	0	0.00	0	0.00	0
	F	0	NA	0	NA	0	NA	0	NA	0
	Total	0	0.00	0	0.00	0	0.00	0	0.00	0
85+	M	0	NA	0	NA	0	NA	0	NA	0
	F	0	0.00	0	0.00	0	0.00	0	0.00	0
	Total	0	0.00	0	0.00	0	0.00	0	0.00	0
Unknown	M	0	NA	0	NA	0	NA	0	NA	0
	F	0	NA	0	NA	0	NA	0	NA	0
	Total	0	NA	0	NA	0	NA	0	NA	0
Total	M	745	0.01	11,026	0.09	24,698	0.20	18,747	0.15	0
	F	6,635	0.05	12,059	0.08	33,928	0.23	20,296	0.14	0
	Total	7,380	0.03	23,085	0.09	58,626	0.22	39,043	0.15	0

All Other Antibiotics Utilization

Age	Sex	Total Absorbable Sulfonamide Scrips	Average Scrips PMPY for Absorbable Sulfonamides	Total Aminoglycoside Scrips	Average Scrips PMPY for Aminoglycosides	Total 1st Generation Cephalosporin Scrips	Average Scrips PMPY for 1st Generation Cephalosporins	Total Lincosamide Scrips	Average Scrips PMPY for Lincosamides	Total Macrolides (not azith. or clarith.) Scrips
0-9	M	3848	0.05	5	0.00	5850	0.08	0	0.00	104
	F	6036	0.09	1	0.00	6150	0.09	0	0.00	91
	Total	9,884	0.07	6	0.00	12,000	0.09	0	0.00	195
10-17	M	1936	0.05	5	0.00	2910	0.07	0	0.00	93
	F	3456	0.08	0	0.00	3063	0.07	0	0.00	109
	Total	5,392	0.06	5	0.00	5,973	0.07	0	0.00	202
18-34	M	397	0.08	0	0.00	337	0.07	0	0.00	27
	F	4103	0.16	0	0.00	3275	0.13	0	0.00	248
	Total	4,500	0.15	0	0.00	3,612	0.12	0	0.00	275
35-49	M	207	0.13	1	0.00	181	0.12	0	0.00	16
	F	1559	0.20	0	0.00	967	0.13	0	0.00	90

Appendix F: Department of Community Health, State of Georgia
 Audited CY 2012 HEDIS Measure Results for AMERIGROUP

	Total	1,766	0.19	1	0.00	1,148	0.12	0	0.00	106
50-64	M	29	0.09	0	0.00	29	0.09	0	0.00	1
	F	227	0.18	0	0.00	219	0.18	0	0.00	17
	Total	256	0.17	0	0.00	248	0.16	0	0.00	18
65-74	M	1	0.75	0	0.00	0	0.00	0	0.00	0
	F	4	0.94	0	0.00	0	0.00	0	0.00	0
	Total	5	0.90	0	0.00	0	0.00	0	0.00	0
75-84	M	0	0.00	0	0.00	0	0.00	0	0.00	0
	F	0	NA	0	NA	0	NA	0	NA	0
	Total	0	0.00	0	0.00	0	0.00	0	0.00	0
85+	M	0	NA	0	NA	0	NA	0	NA	0
	F	0	0.00	0	0.00	0	0.00	0	0.00	0
	Total	0	0.00	0	0.00	0	0.00	0	0.00	0
Unknown	M	0	NA	0	NA	0	NA	0	NA	0
	F	0	NA	0	NA	0	NA	0	NA	0
	Total	0	NA	0	NA	0	NA	0	NA	0
Total	M	6,418	0.05	11	0.00	9,307	0.08	0	0.00	241
	F	15,385	0.11	1	0.00	13,674	0.09	0	0.00	555
	Total	21,803	0.08	12	0.00	22,981	0.09	0	0.00	796

Appendix F: Department of Community Health, State of Georgia
Audited CY 2012 HEDIS Measure Results for AMERIGROUP

--

Appendix F: Department of Community Health, State of Georgia
 Audited CY 2012 HEDIS Measure Results for AMERIGROUP

Average Scrips PMPY for Ketolides	Total Clindamycin Scrips	Average Scrips PMPY for Clindamycins	Total Misc. Antibiotics of Concern Scrips	Average Scrips PMPY for Misc. Antibiotics of Concern
0.00	1096	0.02	14	0.00
0.00	1093	0.02	12	0.00
0.00	2,189	0.02	26	0.00
0.00	807	0.02	0	0.00
0.00	973	0.02	3	0.00
0.00	1,780	0.02	3	0.00
0.00	192	0.04	3	0.00
0.00	1803	0.07	15	0.00
0.00	1,995	0.07	18	0.00
0.00	107	0.07	5	0.00
0.00	625	0.08	17	0.00
0.00	732	0.08	22	0.00

Appendix F: Department of Community Health, State of Georgia
Audited CY 2012 HEDIS Measure Results for AMERIGROUP

0.00	17	0.05	0	0.00
0.00	80	0.07	3	0.00
0.00	97	0.06	3	0.00
0.00	0	0.00	0	0.00
0.00	0	0.00	0	0.00
0.00	0	0.00	0	0.00
0.00	0	0.00	0	0.00
0.00	0	0.00	0	0.00
NA	0	NA	0	NA
0.00	0	0.00	0	0.00
NA	0	NA	0	NA
0.00	0	0.00	0	0.00
0.00	0	0.00	0	0.00
NA	0	NA	0	NA
NA	0	NA	0	NA
NA	0	NA	0	NA
0.00	2,219	0.02	22	0.00
0.00	4,574	0.03	50	0.00
0.00	6,793	0.03	72	0.00

Average Scrips PMPY for Macrolides (not azith. or clarith.)	Total Penicillin Scrips	Average Scrips PMPY for Penicillins	Total Tetracycline Scrips	Average Scrips PMPY for Tetracyclines	Total Misc. Antibiotic Scrips	Average Scrips PMPY for Misc. Antibiotics
0.00	43043	0.61	20	0.00	166	0.00
0.00	40962	0.59	17	0.00	398	0.01
0.00	84,005	0.60	37	0.00	564	0.00
0.00	8322	0.19	2263	0.05	199	0.00
0.00	10340	0.24	2637	0.06	1857	0.04
0.00	18,662	0.22	4,900	0.06	2,056	0.02
0.01	1085	0.21	472	0.09	100	0.02
0.01	9367	0.37	3253	0.13	12449	0.49
0.01	10,452	0.34	3,725	0.12	12,549	0.41
0.01	486	0.31	146	0.09	63	0.04
0.01	2807	0.37	1143	0.15	2451	0.32

Appendix F: Department of Community Health, State of Georgia
 Audited CY 2012 HEDIS Measure Results for AMERIGROUP

0.01	3,293	0.36	1,289	0.14	2,514	0.27
0.00	90	0.29	41	0.13	14	0.05
0.01	344	0.28	144	0.12	192	0.16
0.01	434	0.28	185	0.12	206	0.13
0.00	0	0.00	0	0.00	0	0.00
0.00	3	0.71	0	0.00	0	0.00
0.00	3	0.54	0	0.00	0	0.00
0.00	0	0.00	1	4.00	0	0.00
NA	0	NA	0	NA	0	NA
0.00	0	0.00	1	4.00	0	0.00
NA	0	NA	0	NA	0	NA
0.00	0	0.00	0	0.00	0	0.00
0.00	0	0.00	0	0.00	0	0.00
NA	0	NA	0	NA	0	NA
NA	0	NA	0	NA	0	NA
NA	0	NA	0	NA	0	NA
0.00	53,026	0.44	2,943	0.02	542	0.00
0.00	63,823	0.44	7,194	0.05	17,347	0.12
0.00	116,849	0.44	10,137	0.04	17,889	0.07

Appendix F: Department of Community Health, State of Georgia
Audited CY 2012 HEDIS Measure Results for AMERIGROUP

Antibiotic Utilization: Dual Eligibles (ABXB)

AmeriGroup Georgia Managed Care Company, Inc. (Org ID: 7359, SubID: 10188, Medicaid, Spec Area: None, Spec Proj: None)

Member Months			
Age	Member Months		
	Male	Female	Total
0-9	NR	NR	NR
10-17	NR	NR	NR
18-34	NR	NR	NR
35-49	NR	NR	NR
50-64	NR	NR	NR
65-74	NR	NR	NR
75-84	NR	NR	NR
85+	NR	NR	NR
Unknown	NR	NR	NR
Total	NR	NR	NR

Antibiotic Utilization								
Age	Sex	Total Antibiotic Scrips	Average Scrips PMPY for Antibiotics	Total Days Supplied for All Antibiotic Scrips	Average Days Supplied per Antibiotic Scrip	Total Number of Scrips for Antibiotics of Concern	Average Scrips PMPY for Antibiotics of Concern	Percentage of Antibiotics of Concern of all Antibiotic Scrips
0-9	M	NR	NR	NR	NR	NR	NR	NR
	F	NR	NR	NR	NR	NR	NR	NR
	Total	NR	NR	NR	NR	NR	NR	NR
10-17	M	NR	NR	NR	NR	NR	NR	NR
	F	NR	NR	NR	NR	NR	NR	NR
	Total	NR	NR	NR	NR	NR	NR	NR
18-34	M	NR	NR	NR	NR	NR	NR	NR
	F	NR	NR	NR	NR	NR	NR	NR
	Total	NR	NR	NR	NR	NR	NR	NR
35-49	M	NR	NR	NR	NR	NR	NR	NR
	F	NR	NR	NR	NR	NR	NR	NR
	Total	NR	NR	NR	NR	NR	NR	NR
	M	NR	NR	NR	NR	NR	NR	NR

Appendix F: Department of Community Health, State of Georgia
Audited CY 2012 HEDIS Measure Results for AMERIGROUP

50-64	F	NR	NR	NR	NR	NR	NR	NR
	Total	NR	NR	NR	NR	NR	NR	NR
65-74	M	NR	NR	NR	NR	NR	NR	NR
	F	NR	NR	NR	NR	NR	NR	NR
75-84	Total	NR	NR	NR	NR	NR	NR	NR
	M	NR	NR	NR	NR	NR	NR	NR
85+	F	NR	NR	NR	NR	NR	NR	NR
	Total	NR	NR	NR	NR	NR	NR	NR
Unknown	M	NR	NR	NR	NR	NR	NR	NR
	F	NR	NR	NR	NR	NR	NR	NR
Total	Total	NR	NR	NR	NR	NR	NR	NR
	M	NR	NR	NR	NR	NR	NR	NR
Total	F	NR	NR	NR	NR	NR	NR	NR
	Total	NR	NR	NR	NR	NR	NR	NR

Antibiotics of Concern Utilization

Age	Sex	Total Quinolone Scrips	Average Scrips PMPY for Quinolones	Total Cephalosporin 2nd-4th Generation Scrips	Average Scrips PMPY for Cephalosporins 2nd-4th Generation	Total Azithromycin and Clarithromycin Scrips	Average Scrips PMPY for Azithromycins and Clarithromycins	Total Amoxicillin/Clavulanate Scrips	Average Scrips PMPY for Amoxicillin/Clavulanates
0-9	M	NR	NR	NR	NR	NR	NR	NR	NR
	F	NR	NR	NR	NR	NR	NR	NR	NR
	Total	NR	NR	NR	NR	NR	NR	NR	NR
10-17	M	NR	NR	NR	NR	NR	NR	NR	NR
	F	NR	NR	NR	NR	NR	NR	NR	NR
	Total	NR	NR	NR	NR	NR	NR	NR	NR
18-34	M	NR	NR	NR	NR	NR	NR	NR	NR
	F	NR	NR	NR	NR	NR	NR	NR	NR
	Total	NR	NR	NR	NR	NR	NR	NR	NR
35-49	M	NR	NR	NR	NR	NR	NR	NR	NR
	F	NR	NR	NR	NR	NR	NR	NR	NR
	Total	NR	NR	NR	NR	NR	NR	NR	NR

Appendix F: Department of Community Health, State of Georgia
Audited CY 2012 HEDIS Measure Results for AMERIGROUP

50-64	M	NR	NR	NR	NR	NR	NR	NR	NR
	F	NR	NR	NR	NR	NR	NR	NR	NR
	Total	NR	NR	NR	NR	NR	NR	NR	NR
65-74	M	NR	NR	NR	NR	NR	NR	NR	NR
	F	NR	NR	NR	NR	NR	NR	NR	NR
	Total	NR	NR	NR	NR	NR	NR	NR	NR
75-84	M	NR	NR	NR	NR	NR	NR	NR	NR
	F	NR	NR	NR	NR	NR	NR	NR	NR
	Total	NR	NR	NR	NR	NR	NR	NR	NR
85+	M	NR	NR	NR	NR	NR	NR	NR	NR
	F	NR	NR	NR	NR	NR	NR	NR	NR
	Total	NR	NR	NR	NR	NR	NR	NR	NR
Unknown	M	NR	NR	NR	NR	NR	NR	NR	NR
	F	NR	NR	NR	NR	NR	NR	NR	NR
	Total	NR	NR	NR	NR	NR	NR	NR	NR
Total	M	NR	NR	NR	NR	NR	NR	NR	NR
	F	NR	NR	NR	NR	NR	NR	NR	NR
	Total	NR	NR	NR	NR	NR	NR	NR	NR

All Other Antibiotics Utilization

Age	Sex	Total Absorbable Sulfonamide Scrips	Average Scrips PMPY for Absorbable Sulfonamides	Total Aminoglycoside Scrips	Average Scrips PMPY for Aminoglycosides	Total 1st Generation Cephalosporin Scrips	Average Scrips PMPY for 1st Generation Cephalosporins	Total Lincosamide Scrips	Average Scrips PMPY for Lincosamides
0-9	M	NR	NR	NR	NR	NR	NR	NR	NR
	F	NR	NR	NR	NR	NR	NR	NR	NR
	Total	NR	NR	NR	NR	NR	NR	NR	NR
10-17	M	NR	NR	NR	NR	NR	NR	NR	NR
	F	NR	NR	NR	NR	NR	NR	NR	NR
	Total	NR	NR	NR	NR	NR	NR	NR	NR
18-34	M	NR	NR	NR	NR	NR	NR	NR	NR
	F	NR	NR	NR	NR	NR	NR	NR	NR
	Total	NR	NR	NR	NR	NR	NR	NR	NR
35-49	M	NR	NR	NR	NR	NR	NR	NR	NR
	F	NR	NR	NR	NR	NR	NR	NR	NR

Appendix F: Department of Community Health, State of Georgia
 Audited CY 2012 HEDIS Measure Results for AMERIGROUP

	Total	NR	NR	NR	NR	NR	NR	NR	NR
50-64	M	NR	NR	NR	NR	NR	NR	NR	NR
	F	NR	NR	NR	NR	NR	NR	NR	NR
	Total	NR	NR	NR	NR	NR	NR	NR	NR
65-74	M	NR	NR	NR	NR	NR	NR	NR	NR
	F	NR	NR	NR	NR	NR	NR	NR	NR
	Total	NR	NR	NR	NR	NR	NR	NR	NR
75-84	M	NR	NR	NR	NR	NR	NR	NR	NR
	F	NR	NR	NR	NR	NR	NR	NR	NR
	Total	NR	NR	NR	NR	NR	NR	NR	NR
85+	M	NR	NR	NR	NR	NR	NR	NR	NR
	F	NR	NR	NR	NR	NR	NR	NR	NR
	Total	NR	NR	NR	NR	NR	NR	NR	NR
Unknown	M	NR	NR	NR	NR	NR	NR	NR	NR
	F	NR	NR	NR	NR	NR	NR	NR	NR
	Total	NR	NR	NR	NR	NR	NR	NR	NR
Total	M	NR	NR	NR	NR	NR	NR	NR	NR
	F	NR	NR	NR	NR	NR	NR	NR	NR
	Total	NR	NR	NR	NR	NR	NR	NR	NR

Appendix F: Department of Community Health, State of Georgia
Audited CY 2012 HEDIS Measure Results for AMERIGROUP

--

Appendix F: Department of Community Health, State of Georgia
 Audited CY 2012 HEDIS Measure Results for AMERIGROUP

Total Ketolides Scripts	Average Scripts PMPY for Ketolides	Total Clindamycin Scripts	Average Scripts PMPY for Clindamycins	Total Misc. Antibiotics of Concern Scripts	Average Scripts PMPY for Misc. Antibiotics of Concern
NR	NR	NR	NR	NR	NR
NR	NR	NR	NR	NR	NR
NR	NR	NR	NR	NR	NR
NR	NR	NR	NR	NR	NR
NR	NR	NR	NR	NR	NR
NR	NR	NR	NR	NR	NR
NR	NR	NR	NR	NR	NR
NR	NR	NR	NR	NR	NR
NR	NR	NR	NR	NR	NR
NR	NR	NR	NR	NR	NR
NR	NR	NR	NR	NR	NR

Appendix F: Department of Community Health, State of Georgia
 Audited CY 2012 HEDIS Measure Results for AMERIGROUP

NR	NR	NR	NR	NR	NR
NR	NR	NR	NR	NR	NR
NR	NR	NR	NR	NR	NR
NR	NR	NR	NR	NR	NR
NR	NR	NR	NR	NR	NR
NR	NR	NR	NR	NR	NR
NR	NR	NR	NR	NR	NR
NR	NR	NR	NR	NR	NR
NR	NR	NR	NR	NR	NR
NR	NR	NR	NR	NR	NR
NR	NR	NR	NR	NR	NR
NR	NR	NR	NR	NR	NR
NR	NR	NR	NR	NR	NR
NR	NR	NR	NR	NR	NR
NR	NR	NR	NR	NR	NR
NR	NR	NR	NR	NR	NR
NR	NR	NR	NR	NR	NR
NR	NR	NR	NR	NR	NR
NR	NR	NR	NR	NR	NR
NR	NR	NR	NR	NR	NR
NR	NR	NR	NR	NR	NR

Total Macrolides (not azith. or clarith.) Scrips	Average Scrips PMPY for Macrolides (not azith. or clarith.)	Total Penicillin Scrips	Average Scrips PMPY for Penicillins	Total Tetracycline Scrips	Average Scrips PMPY for Tetracyclines	Total Misc. Antibiotic Scrips	Average Scrips PMPY for Misc. Antibiotics
NR	NR	NR	NR	NR	NR	NR	NR
NR	NR	NR	NR	NR	NR	NR	NR
NR	NR	NR	NR	NR	NR	NR	NR
NR	NR	NR	NR	NR	NR	NR	NR
NR	NR	NR	NR	NR	NR	NR	NR
NR	NR	NR	NR	NR	NR	NR	NR
NR	NR	NR	NR	NR	NR	NR	NR
NR	NR	NR	NR	NR	NR	NR	NR
NR	NR	NR	NR	NR	NR	NR	NR
NR	NR	NR	NR	NR	NR	NR	NR
NR	NR	NR	NR	NR	NR	NR	NR
NR	NR	NR	NR	NR	NR	NR	NR
NR	NR	NR	NR	NR	NR	NR	NR
NR	NR	NR	NR	NR	NR	NR	NR
NR	NR	NR	NR	NR	NR	NR	NR
NR	NR	NR	NR	NR	NR	NR	NR
NR	NR	NR	NR	NR	NR	NR	NR
NR	NR	NR	NR	NR	NR	NR	NR

Appendix F: Department of Community Health, State of Georgia
Audited CY 2012 HEDIS Measure Results for AMERIGROUP

NR	NR	NR	NR	NR	NR	NR	NR
NR	NR	NR	NR	NR	NR	NR	NR
NR	NR	NR	NR	NR	NR	NR	NR
NR	NR	NR	NR	NR	NR	NR	NR
NR	NR	NR	NR	NR	NR	NR	NR
NR	NR	NR	NR	NR	NR	NR	NR
NR	NR	NR	NR	NR	NR	NR	NR
NR	NR	NR	NR	NR	NR	NR	NR
NR	NR	NR	NR	NR	NR	NR	NR
NR	NR	NR	NR	NR	NR	NR	NR
NR	NR	NR	NR	NR	NR	NR	NR
NR	NR	NR	NR	NR	NR	NR	NR
NR	NR	NR	NR	NR	NR	NR	NR
NR	NR	NR	NR	NR	NR	NR	NR
NR	NR	NR	NR	NR	NR	NR	NR
NR	NR	NR	NR	NR	NR	NR	NR
NR	NR	NR	NR	NR	NR	NR	NR
NR	NR	NR	NR	NR	NR	NR	NR
NR	NR	NR	NR	NR	NR	NR	NR
NR	NR	NR	NR	NR	NR	NR	NR
NR	NR	NR	NR	NR	NR	NR	NR

Appendix F: Department of Community Health, State of Georgia
Audited CY 2012 HEDIS Measure Results for AMERIGROUP

Antibiotic Utilization: Disabled (ABXC)

AmeriGroup Georgia Managed Care Company, Inc. (Org ID: 7359, SubID: 10188, Medicaid, Spec Area: None, Spec Proj: None)

Member Months			
Age	Member Months		
	Male	Female	Total
0-9	NR	NR	NR
10-17	NR	NR	NR
18-34	NR	NR	NR
35-49	NR	NR	NR
50-64	NR	NR	NR
65-74	NR	NR	NR
75-84	NR	NR	NR
85+	NR	NR	NR
Unknown	NR	NR	NR
Total	NR	NR	NR

Antibiotic Utilization								
Age	Sex	Total Antibiotic Scrips	Average Scrips PMPY for Antibiotics	Total Days Supplied for All Antibiotic Scrips	Average Days Supplied per Antibiotic Scrip	Total Number of Scrips for Antibiotics of Concern	Average Scrips PMPY for Antibiotics of Concern	Percentage of Antibiotics of Concern of all Antibiotic Scrips
0-9	M	NR	NR	NR	NR	NR	NR	NR
	F	NR	NR	NR	NR	NR	NR	NR
	Total	NR	NR	NR	NR	NR	NR	NR
10-17	M	NR	NR	NR	NR	NR	NR	NR
	F	NR	NR	NR	NR	NR	NR	NR
	Total	NR	NR	NR	NR	NR	NR	NR
18-34	M	NR	NR	NR	NR	NR	NR	NR
	F	NR	NR	NR	NR	NR	NR	NR
	Total	NR	NR	NR	NR	NR	NR	NR
35-49	M	NR	NR	NR	NR	NR	NR	NR
	F	NR	NR	NR	NR	NR	NR	NR
	Total	NR	NR	NR	NR	NR	NR	NR

Appendix F: Department of Community Health, State of Georgia
Audited CY 2012 HEDIS Measure Results for AMERIGROUP

50-64	M	NR	NR	NR	NR	NR	NR	NR
	F	NR	NR	NR	NR	NR	NR	NR
	Total	NR	NR	NR	NR	NR	NR	NR
65-74	M	NR	NR	NR	NR	NR	NR	NR
	F	NR	NR	NR	NR	NR	NR	NR
	Total	NR	NR	NR	NR	NR	NR	NR
75-84	M	NR	NR	NR	NR	NR	NR	NR
	F	NR	NR	NR	NR	NR	NR	NR
	Total	NR	NR	NR	NR	NR	NR	NR
85+	M	NR	NR	NR	NR	NR	NR	NR
	F	NR	NR	NR	NR	NR	NR	NR
	Total	NR	NR	NR	NR	NR	NR	NR
Unknown	M	NR	NR	NR	NR	NR	NR	NR
	F	NR	NR	NR	NR	NR	NR	NR
	Total	NR	NR	NR	NR	NR	NR	NR
Total	M	NR	NR	NR	NR	NR	NR	NR
	F	NR	NR	NR	NR	NR	NR	NR
	Total	NR	NR	NR	NR	NR	NR	NR

Antibiotics of Concern Utilization

Age	Sex	Total Quinolone Scrips	Average Scrips PMPY for Quinolones	Total Cephalosporin 2nd-4th Generation Scrips	Average Scrips PMPY for Cephalosporins 2nd-4th Generation	Total Azithromycin and Clarithromycin Scrips	Average Scrips PMPY for Azithromycins and Clarithromycins	Total Amoxicillin/Clavulanate Scrips	Average Scrips PMPY for Amoxicillin/Clavulanates
0-9	M	NR	NR	NR	NR	NR	NR	NR	NR
	F	NR	NR	NR	NR	NR	NR	NR	NR
	Total	NR	NR	NR	NR	NR	NR	NR	NR
10-17	M	NR	NR	NR	NR	NR	NR	NR	NR
	F	NR	NR	NR	NR	NR	NR	NR	NR
	Total	NR	NR	NR	NR	NR	NR	NR	NR
18-34	M	NR	NR	NR	NR	NR	NR	NR	NR
	F	NR	NR	NR	NR	NR	NR	NR	NR
	Total	NR	NR	NR	NR	NR	NR	NR	NR
	M	NR	NR	NR	NR	NR	NR	NR	NR

Appendix F: Department of Community Health, State of Georgia
Audited CY 2012 HEDIS Measure Results for AMERIGROUP

35-49	F	NR	NR	NR	NR	NR	NR	NR	NR
	Total	NR	NR	NR	NR	NR	NR	NR	NR
50-64	M	NR	NR	NR	NR	NR	NR	NR	NR
	F	NR	NR	NR	NR	NR	NR	NR	NR
65-74	Total	NR	NR	NR	NR	NR	NR	NR	NR
	M	NR	NR	NR	NR	NR	NR	NR	NR
75-84	F	NR	NR	NR	NR	NR	NR	NR	NR
	Total	NR	NR	NR	NR	NR	NR	NR	NR
85+	M	NR	NR	NR	NR	NR	NR	NR	NR
	F	NR	NR	NR	NR	NR	NR	NR	NR
Unknown	Total	NR	NR	NR	NR	NR	NR	NR	NR
	M	NR	NR	NR	NR	NR	NR	NR	NR
Total	F	NR	NR	NR	NR	NR	NR	NR	NR
	Total	NR	NR	NR	NR	NR	NR	NR	NR

All Other Antibiotics Utilization

Age	Sex	Total Absorbable Sulfonamide Scrips	Average Scrips PMPY for Absorbable Sulfonamides	Total Aminoglycoside Scrips	Average Scrips PMPY for Aminoglycosides	Total 1st Generation Cephalosporin Scrips	Average Scrips PMPY for 1st Generation Cephalosporins	Total Lincosamide Scrips	Average Scrips PMPY for Lincosamides
0-9	M	NR	NR	NR	NR	NR	NR	NR	NR
	F	NR	NR	NR	NR	NR	NR	NR	NR
10-17	Total	NR	NR	NR	NR	NR	NR	NR	NR
	M	NR	NR	NR	NR	NR	NR	NR	NR
18-34	F	NR	NR	NR	NR	NR	NR	NR	NR
	Total	NR	NR	NR	NR	NR	NR	NR	NR

Appendix F: Department of Community Health, State of Georgia
Audited CY 2012 HEDIS Measure Results for AMERIGROUP

35-49	M	NR	NR	NR	NR	NR	NR	NR	NR
	F	NR	NR	NR	NR	NR	NR	NR	NR
	Total	NR	NR	NR	NR	NR	NR	NR	NR
50-64	M	NR	NR	NR	NR	NR	NR	NR	NR
	F	NR	NR	NR	NR	NR	NR	NR	NR
	Total	NR	NR	NR	NR	NR	NR	NR	NR
65-74	M	NR	NR	NR	NR	NR	NR	NR	NR
	F	NR	NR	NR	NR	NR	NR	NR	NR
	Total	NR	NR	NR	NR	NR	NR	NR	NR
75-84	M	NR	NR	NR	NR	NR	NR	NR	NR
	F	NR	NR	NR	NR	NR	NR	NR	NR
	Total	NR	NR	NR	NR	NR	NR	NR	NR
85+	M	NR	NR	NR	NR	NR	NR	NR	NR
	F	NR	NR	NR	NR	NR	NR	NR	NR
	Total	NR	NR	NR	NR	NR	NR	NR	NR
Unknown	M	NR	NR	NR	NR	NR	NR	NR	NR
	F	NR	NR	NR	NR	NR	NR	NR	NR
	Total	NR	NR	NR	NR	NR	NR	NR	NR
Total	M	NR	NR	NR	NR	NR	NR	NR	NR
	F	NR	NR	NR	NR	NR	NR	NR	NR
	Total	NR	NR	NR	NR	NR	NR	NR	NR

Appendix F: Department of Community Health, State of Georgia
Audited CY 2012 HEDIS Measure Results for AMERIGROUP

Appendix F: Department of Community Health, State of Georgia
 Audited CY 2012 HEDIS Measure Results for AMERIGROUP

Total Ketolides Scrips	Average Scrips PMPY for Ketolides	Total Clindamycin Scrips	Average Scrips PMPY for Clindamycins	Total Misc. Antibiotics of Concern Scrips	Average Scrips PMPY for Misc. Antibiotics of Concern
NR	NR	NR	NR	NR	NR
NR	NR	NR	NR	NR	NR
NR	NR	NR	NR	NR	NR
NR	NR	NR	NR	NR	NR
NR	NR	NR	NR	NR	NR
NR	NR	NR	NR	NR	NR
NR	NR	NR	NR	NR	NR
NR	NR	NR	NR	NR	NR
NR	NR	NR	NR	NR	NR
NR	NR	NR	NR	NR	NR

Appendix F: Department of Community Health, State of Georgia
Audited CY 2012 HEDIS Measure Results for AMERIGROUP

NR	NR	NR	NR	NR	NR
NR	NR	NR	NR	NR	NR
NR	NR	NR	NR	NR	NR
NR	NR	NR	NR	NR	NR
NR	NR	NR	NR	NR	NR
NR	NR	NR	NR	NR	NR
NR	NR	NR	NR	NR	NR
NR	NR	NR	NR	NR	NR
NR	NR	NR	NR	NR	NR
NR	NR	NR	NR	NR	NR
NR	NR	NR	NR	NR	NR
NR	NR	NR	NR	NR	NR
NR	NR	NR	NR	NR	NR
NR	NR	NR	NR	NR	NR
NR	NR	NR	NR	NR	NR
NR	NR	NR	NR	NR	NR
NR	NR	NR	NR	NR	NR
NR	NR	NR	NR	NR	NR
NR	NR	NR	NR	NR	NR
NR	NR	NR	NR	NR	NR
NR	NR	NR	NR	NR	NR
NR	NR	NR	NR	NR	NR
NR	NR	NR	NR	NR	NR
NR	NR	NR	NR	NR	NR

Total Macrolides (not azith. or clarith.) Scrips	Average Scrips PMPY for Macrolides (not azith. or clarith.)	Total Penicillin Scrips	Average Scrips PMPY for Penicillins	Total Tetracycline Scrips	Average Scrips PMPY for Tetracyclines	Total Misc. Antibiotic Scrips	Average Scrips PMPY for Misc. Antibiotics
NR	NR	NR	NR	NR	NR	NR	NR
NR	NR	NR	NR	NR	NR	NR	NR
NR	NR	NR	NR	NR	NR	NR	NR
NR	NR	NR	NR	NR	NR	NR	NR
NR	NR	NR	NR	NR	NR	NR	NR
NR	NR	NR	NR	NR	NR	NR	NR
NR	NR	NR	NR	NR	NR	NR	NR
NR	NR	NR	NR	NR	NR	NR	NR
NR	NR	NR	NR	NR	NR	NR	NR
NR	NR	NR	NR	NR	NR	NR	NR
NR	NR	NR	NR	NR	NR	NR	NR

Appendix F: Department of Community Health, State of Georgia
 Audited CY 2012 HEDIS Measure Results for AMERIGROUP

NR	NR	NR	NR	NR	NR	NR	NR
NR	NR	NR	NR	NR	NR	NR	NR
NR	NR	NR	NR	NR	NR	NR	NR
NR	NR	NR	NR	NR	NR	NR	NR
NR	NR	NR	NR	NR	NR	NR	NR
NR	NR	NR	NR	NR	NR	NR	NR
NR	NR	NR	NR	NR	NR	NR	NR
NR	NR	NR	NR	NR	NR	NR	NR
NR	NR	NR	NR	NR	NR	NR	NR
NR	NR	NR	NR	NR	NR	NR	NR
NR	NR	NR	NR	NR	NR	NR	NR
NR	NR	NR	NR	NR	NR	NR	NR
NR	NR	NR	NR	NR	NR	NR	NR
NR	NR	NR	NR	NR	NR	NR	NR
NR	NR	NR	NR	NR	NR	NR	NR
NR	NR	NR	NR	NR	NR	NR	NR
NR	NR	NR	NR	NR	NR	NR	NR
NR	NR	NR	NR	NR	NR	NR	NR
NR	NR	NR	NR	NR	NR	NR	NR
NR	NR	NR	NR	NR	NR	NR	NR
NR	NR	NR	NR	NR	NR	NR	NR
NR	NR	NR	NR	NR	NR	NR	NR
NR	NR	NR	NR	NR	NR	NR	NR
NR	NR	NR	NR	NR	NR	NR	NR
NR	NR	NR	NR	NR	NR	NR	NR
NR	NR	NR	NR	NR	NR	NR	NR
NR	NR	NR	NR	NR	NR	NR	NR
NR	NR	NR	NR	NR	NR	NR	NR
NR	NR	NR	NR	NR	NR	NR	NR
NR	NR	NR	NR	NR	NR	NR	NR
NR	NR	NR	NR	NR	NR	NR	NR

Appendix F: Department of Community Health, State of Georgia
Audited CY 2012 HEDIS Measure Results for AMERIGROUP

Antibiotic Utilization: Other (ABXD)

AmeriGroup Georgia Managed Care Company, Inc. (Org ID: 7359, SubID: 10188, Medicaid, Spec Area: None, Spec Proj: None)

Member Months			
Age	Member Months		
	Male	Female	Total
0-9	NR	NR	NR
10-17	NR	NR	NR
18-34	NR	NR	NR
35-49	NR	NR	NR
50-64	NR	NR	NR
65-74	NR	NR	NR
75-84	NR	NR	NR
85+	NR	NR	NR
Unknown	NR	NR	NR
Total	NR	NR	NR

Antibiotic Utilization								
Age	Sex	Total Antibiotic Scrips	Average Scrips PMPY for Antibiotics	Total Days Supplied for All Antibiotic Scrips	Average Days Supplied per Antibiotic Scrip	Total Number of Scrips for Antibiotics of Concern	Average Scrips PMPY for Antibiotics of Concern	Percentage of Antibiotics of Concern of all Antibiotic Scrips
0-9	M	NR	NR	NR	NR	NR	NR	NR
	F	NR	NR	NR	NR	NR	NR	NR
	Total	NR	NR	NR	NR	NR	NR	NR
10-17	M	NR	NR	NR	NR	NR	NR	NR
	F	NR	NR	NR	NR	NR	NR	NR
	Total	NR	NR	NR	NR	NR	NR	NR
18-34	M	NR	NR	NR	NR	NR	NR	NR
	F	NR	NR	NR	NR	NR	NR	NR
	Total	NR	NR	NR	NR	NR	NR	NR
35-49	M	NR	NR	NR	NR	NR	NR	NR
	F	NR	NR	NR	NR	NR	NR	NR
	Total	NR	NR	NR	NR	NR	NR	NR
	M	NR	NR	NR	NR	NR	NR	NR

Appendix F: Department of Community Health, State of Georgia
Audited CY 2012 HEDIS Measure Results for AMERIGROUP

50-64	F	NR	NR	NR	NR	NR	NR	NR
	Total	NR	NR	NR	NR	NR	NR	NR
65-74	M	NR	NR	NR	NR	NR	NR	NR
	F	NR	NR	NR	NR	NR	NR	NR
	Total	NR	NR	NR	NR	NR	NR	NR
75-84	M	NR	NR	NR	NR	NR	NR	NR
	F	NR	NR	NR	NR	NR	NR	NR
	Total	NR	NR	NR	NR	NR	NR	NR
85+	M	NR	NR	NR	NR	NR	NR	NR
	F	NR	NR	NR	NR	NR	NR	NR
	Total	NR	NR	NR	NR	NR	NR	NR
Unknown	M	NR	NR	NR	NR	NR	NR	NR
	F	NR	NR	NR	NR	NR	NR	NR
	Total	NR	NR	NR	NR	NR	NR	NR
Total	M	NR	NR	NR	NR	NR	NR	NR
	F	NR	NR	NR	NR	NR	NR	NR
	Total	NR	NR	NR	NR	NR	NR	NR

Antibiotics of Concern Utilization

Age	Sex	Total Quinolone Scrips	Average Scrips PMPY for Quinolones	Total Cephalosporin 2nd-4th Generation Scrips	Average Scrips PMPY for Cephalosporins 2nd-4th Generation	Total Azithromycin and Clarithromycin Scrips	Average Scrips PMPY for Azithromycins and Clarithromycins	Total Amoxicillin/Clavulanate Scrips	Average Scrips PMPY for Amoxicillin/Clavulanates
0-9	M	NR	NR	NR	NR	NR	NR	NR	NR
	F	NR	NR	NR	NR	NR	NR	NR	NR
	Total	NR	NR	NR	NR	NR	NR	NR	NR
10-17	M	NR	NR	NR	NR	NR	NR	NR	NR
	F	NR	NR	NR	NR	NR	NR	NR	NR
	Total	NR	NR	NR	NR	NR	NR	NR	NR
18-34	M	NR	NR	NR	NR	NR	NR	NR	NR
	F	NR	NR	NR	NR	NR	NR	NR	NR
	Total	NR	NR	NR	NR	NR	NR	NR	NR
35-49	M	NR	NR	NR	NR	NR	NR	NR	NR
	F	NR	NR	NR	NR	NR	NR	NR	NR

Appendix F: Department of Community Health, State of Georgia
Audited CY 2012 HEDIS Measure Results for AMERIGROUP

	Total	NR	NR	NR	NR	NR	NR	NR	NR
50-64	M	NR	NR	NR	NR	NR	NR	NR	NR
	F	NR	NR	NR	NR	NR	NR	NR	NR
	Total	NR	NR	NR	NR	NR	NR	NR	NR
65-74	M	NR	NR	NR	NR	NR	NR	NR	NR
	F	NR	NR	NR	NR	NR	NR	NR	NR
	Total	NR	NR	NR	NR	NR	NR	NR	NR
75-84	M	NR	NR	NR	NR	NR	NR	NR	NR
	F	NR	NR	NR	NR	NR	NR	NR	NR
	Total	NR	NR	NR	NR	NR	NR	NR	NR
85+	M	NR	NR	NR	NR	NR	NR	NR	NR
	F	NR	NR	NR	NR	NR	NR	NR	NR
	Total	NR	NR	NR	NR	NR	NR	NR	NR
Unknown	M	NR	NR	NR	NR	NR	NR	NR	NR
	F	NR	NR	NR	NR	NR	NR	NR	NR
	Total	NR	NR	NR	NR	NR	NR	NR	NR
Total	M	NR	NR	NR	NR	NR	NR	NR	NR
	F	NR	NR	NR	NR	NR	NR	NR	NR
	Total	NR	NR	NR	NR	NR	NR	NR	NR
All Other Antibiotics Utilization									
Age	Sex	Total Absorbable Sulfonamide Scrips	Average Scrips PMPY for Absorbable Sulfonamides	Total Aminoglycoside Scrips	Average Scrips PMPY for Aminoglycosides	Total 1st Generation Cephalosporin Scrips	Average Scrips PMPY for 1st Generation Cephalosporins	Total Lincosamide Scrips	Average Scrips PMPY for Lincosamides
0-9	M	NR	NR	NR	NR	NR	NR	NR	NR
	F	NR	NR	NR	NR	NR	NR	NR	NR
	Total	NR	NR	NR	NR	NR	NR	NR	NR
10-17	M	NR	NR	NR	NR	NR	NR	NR	NR
	F	NR	NR	NR	NR	NR	NR	NR	NR
	Total	NR	NR	NR	NR	NR	NR	NR	NR
18-34	M	NR	NR	NR	NR	NR	NR	NR	NR
	F	NR	NR	NR	NR	NR	NR	NR	NR
	Total	NR	NR	NR	NR	NR	NR	NR	NR
	M	NR	NR	NR	NR	NR	NR	NR	NR

Appendix F: Department of Community Health, State of Georgia
 Audited CY 2012 HEDIS Measure Results for AMERIGROUP

35-49	F	NR	NR	NR	NR	NR	NR	NR	NR
	Total	NR	NR	NR	NR	NR	NR	NR	NR
50-64	M	NR	NR	NR	NR	NR	NR	NR	NR
	F	NR	NR	NR	NR	NR	NR	NR	NR
	Total	NR	NR	NR	NR	NR	NR	NR	NR
65-74	M	NR	NR	NR	NR	NR	NR	NR	NR
	F	NR	NR	NR	NR	NR	NR	NR	NR
	Total	NR	NR	NR	NR	NR	NR	NR	NR
75-84	M	NR	NR	NR	NR	NR	NR	NR	NR
	F	NR	NR	NR	NR	NR	NR	NR	NR
	Total	NR	NR	NR	NR	NR	NR	NR	NR
85+	M	NR	NR	NR	NR	NR	NR	NR	NR
	F	NR	NR	NR	NR	NR	NR	NR	NR
	Total	NR	NR	NR	NR	NR	NR	NR	NR
Unknown	M	NR	NR	NR	NR	NR	NR	NR	NR
	F	NR	NR	NR	NR	NR	NR	NR	NR
	Total	NR	NR	NR	NR	NR	NR	NR	NR
Total	M	NR	NR	NR	NR	NR	NR	NR	NR
	F	NR	NR	NR	NR	NR	NR	NR	NR
	Total	NR	NR	NR	NR	NR	NR	NR	NR

Appendix F: Department of Community Health, State of Georgia
Audited CY 2012 HEDIS Measure Results for AMERIGROUP

Appendix F: Department of Community Health, State of Georgia
 Audited CY 2012 HEDIS Measure Results for AMERIGROUP

Total Ketolides Scrips	Average Scrips PMPY for Ketolides	Total Clindamycin Scrips	Average Scrips PMPY for Clindamycins	Total Misc. Antibiotics of Concern Scrips	Average Scrips PMPY for Misc. Antibiotics of Concern
NR	NR	NR	NR	NR	NR
NR	NR	NR	NR	NR	NR
NR	NR	NR	NR	NR	NR
NR	NR	NR	NR	NR	NR
NR	NR	NR	NR	NR	NR
NR	NR	NR	NR	NR	NR
NR	NR	NR	NR	NR	NR
NR	NR	NR	NR	NR	NR
NR	NR	NR	NR	NR	NR
NR	NR	NR	NR	NR	NR
NR	NR	NR	NR	NR	NR

Appendix F: Department of Community Health, State of Georgia
Audited CY 2012 HEDIS Measure Results for AMERIGROUP

NR	NR	NR	NR	NR	NR
NR	NR	NR	NR	NR	NR
NR	NR	NR	NR	NR	NR
NR	NR	NR	NR	NR	NR
NR	NR	NR	NR	NR	NR
NR	NR	NR	NR	NR	NR
NR	NR	NR	NR	NR	NR
NR	NR	NR	NR	NR	NR
NR	NR	NR	NR	NR	NR
NR	NR	NR	NR	NR	NR
NR	NR	NR	NR	NR	NR
NR	NR	NR	NR	NR	NR
NR	NR	NR	NR	NR	NR
NR	NR	NR	NR	NR	NR
NR	NR	NR	NR	NR	NR
NR	NR	NR	NR	NR	NR
NR	NR	NR	NR	NR	NR
NR	NR	NR	NR	NR	NR
NR	NR	NR	NR	NR	NR
NR	NR	NR	NR	NR	NR
NR	NR	NR	NR	NR	NR
NR	NR	NR	NR	NR	NR

Total Macrolides (not azith. or clarith.) Scrips	Average Scrips PMPY for Macrolides (not azith. or clarith.)	Total Penicillin Scrips	Average Scrips PMPY for Penicillins	Total Tetracycline Scrips	Average Scrips PMPY for Tetracyclines	Total Misc. Antibiotic Scrips	Average Scrips PMPY for Misc. Antibiotics
NR	NR	NR	NR	NR	NR	NR	NR
NR	NR	NR	NR	NR	NR	NR	NR
NR	NR	NR	NR	NR	NR	NR	NR
NR	NR	NR	NR	NR	NR	NR	NR
NR	NR	NR	NR	NR	NR	NR	NR
NR	NR	NR	NR	NR	NR	NR	NR
NR	NR	NR	NR	NR	NR	NR	NR
NR	NR	NR	NR	NR	NR	NR	NR
NR	NR	NR	NR	NR	NR	NR	NR
NR	NR	NR	NR	NR	NR	NR	NR
NR	NR	NR	NR	NR	NR	NR	NR
NR	NR	NR	NR	NR	NR	NR	NR
NR	NR	NR	NR	NR	NR	NR	NR
NR	NR	NR	NR	NR	NR	NR	NR
NR	NR	NR	NR	NR	NR	NR	NR
NR	NR	NR	NR	NR	NR	NR	NR
NR	NR	NR	NR	NR	NR	NR	NR
NR	NR	NR	NR	NR	NR	NR	NR
NR	NR	NR	NR	NR	NR	NR	NR
NR	NR	NR	NR	NR	NR	NR	NR
NR	NR	NR	NR	NR	NR	NR	NR

Appendix F: Department of Community Health, State of Georgia
Audited CY 2012 HEDIS Measure Results for AMERIGROUP

NR	NR	NR	NR	NR	NR	NR	NR
NR	NR	NR	NR	NR	NR	NR	NR
NR	NR	NR	NR	NR	NR	NR	NR
NR	NR	NR	NR	NR	NR	NR	NR
NR	NR	NR	NR	NR	NR	NR	NR
NR	NR	NR	NR	NR	NR	NR	NR
NR	NR	NR	NR	NR	NR	NR	NR
NR	NR	NR	NR	NR	NR	NR	NR
NR	NR	NR	NR	NR	NR	NR	NR
NR	NR	NR	NR	NR	NR	NR	NR
NR	NR	NR	NR	NR	NR	NR	NR
NR	NR	NR	NR	NR	NR	NR	NR
NR	NR	NR	NR	NR	NR	NR	NR
NR	NR	NR	NR	NR	NR	NR	NR
NR	NR	NR	NR	NR	NR	NR	NR
NR	NR	NR	NR	NR	NR	NR	NR
NR	NR	NR	NR	NR	NR	NR	NR
NR	NR	NR	NR	NR	NR	NR	NR
NR	NR	NR	NR	NR	NR	NR	NR
NR	NR	NR	NR	NR	NR	NR	NR
NR	NR	NR	NR	NR	NR	NR	NR
NR	NR	NR	NR	NR	NR	NR	NR
NR	NR	NR	NR	NR	NR	NR	NR
NR	NR	NR	NR	NR	NR	NR	NR
NR	NR	NR	NR	NR	NR	NR	NR
NR	NR	NR	NR	NR	NR	NR	NR
NR	NR	NR	NR	NR	NR	NR	NR

Appendix F: Department of Community Health, State of Georgia
 Audited CY 2012 HEDIS Measure Results for AMERIGROUP

Board Certification (BCR)			
AmeriGroup Georgia Managed Care Company, Inc. (Org ID: 7359, SubID: 10188, Medicaid, Spec Area: None, Spec Proj: None)			
Type of Physician	Number of Physicians in Each Practice Area	Board Certification	
		Number	Percent
Family Medicine	1137	828	72.82%
Internal Medicine	1887	1425	75.52%
OB/GYN physicians	804	648	80.60%
Pediatricians	1252	977	78.04%
Geriatricians	18	17	94.44%
Other physician specialists	5077	4213	82.98%

Appendix F: Department of Community Health, State of Georgia
 Audited CY 2012 HEDIS Measure Results for AMERIGROUP

Total Membership (TLM)	
AmeriGroup Georgia Managed Care Company, Inc. (Org ID: 7359, SubID: 10188, Medicaid, Spec Area: None, Spec Proj: None)	
Product/Product Line	Total Number of Members*
HMO (Total)	274,262
Medicaid	274177
Commercial	0
Medicare (cost or risk)	85
Other	0
PPO (Total)	0
Medicaid	0
Commercial	0
Medicare (cost or risk)	0
Other	0
POS (Total)	0
Medicaid	0
Commercial	0
Medicare (cost or risk)	0
Other	0
FFS (Total)	0
Medicaid	0
Commercial	0
Medicare (cost or risk)	0
Other	0
Total	274,262

* Total number of members in each category as of December 31 of the measurement year.

Appendix F: Department of Community Health, State of Georgia
Audited CY 2012 HEDIS Measure Results for AMERIGROUP

Enrollment by Product Line: Total (ENPA)			
AmeriGroup Georgia Managed Care Company, Inc. (Org ID: 7359, SubID: 10188, Medicaid, Spec Area: None, Spec Proj: None)			
Age	Male Member Months	Female Member Months	Total Member Months
<1	121969	118623	240,592
1-4	338478	327876	666,354
5-9	393003	383271	776,274
10-14	349433	342367	691,800
15-17	165935	165974	331,909
18-19	41797	59785	101,582
0-19 Subtotal	1,410,615	1,397,896	2,808,511
0-19 Subtotal: %	97.14%	79.93%	87.74%
20-24	4633	85184	89,817
25-29	6313	85093	91,406
30-34	8150	74306	82,456
35-39	7596	48646	56,242
40-44	6410	27723	34,133
20-44 Subtotal	33,102	320,952	354,054
20-44 Subtotal: %	2.28%	18.35%	11.06%
45-49	4724	15123	19,847
50-54	2285	8044	10,329
55-59	1096	4123	5,219
60-64	349	2601	2,950
45-64 Subtotal	8,454	29,891	38,345
45-64 Subtotal: %	0.58%	1.71%	1.20%
65-69	2	51	53
70-74	14	0	14
75-79	0	0	0
80-84	3	0	3
85-89	0	2	2
>=90	0	0	0
>=65 Subtotal	19	53	72
>=65 Subtotal: %	0.00%	0.00%	0.00%
Age Unknown	0	0	0

Appendix F: Department of Community Health, State of Georgia
Audited CY 2012 HEDIS Measure Results for AMERIGROUP

Total	1,452,190	1,748,792	3,200,982
--------------	-----------	-----------	-----------

Appendix F: Department of Community Health, State of Georgia
Audited CY 2012 HEDIS Measure Results for AMERIGROUP

Enrollment by Product Line: Dual Eligibles (ENPB)			
AmeriGroup Georgia Managed Care Company, Inc. (Org ID: 7359, SubID: 10188, Medicaid, Spec Area: None, Spec Proj: None)			
Age	Male Member Months	Female Member Months	Total Member Months
<1	NR	NR	NR
1-4	NR	NR	NR
5-9	NR	NR	NR
10-14	NR	NR	NR
15-17	NR	NR	NR
18-19	NR	NR	NR
0-19 Subtotal	NR	NR	NR
0-19 Subtotal: %	NR	NR	NR
20-24	NR	NR	NR
25-29	NR	NR	NR
30-34	NR	NR	NR
35-39	NR	NR	NR
40-44	NR	NR	NR
20-44 Subtotal	NR	NR	NR
20-44 Subtotal: %	NR	NR	NR
45-49	NR	NR	NR
50-54	NR	NR	NR
55-59	NR	NR	NR
60-64	NR	NR	NR
45-64 Subtotal	NR	NR	NR
45-64 Subtotal: %	NR	NR	NR
65-69	NR	NR	NR
70-74	NR	NR	NR
75-79	NR	NR	NR
80-84	NR	NR	NR
85-89	NR	NR	NR
>=90	NR	NR	NR
>=65 Subtotal	NR	NR	NR
>=65 Subtotal: %	NR	NR	NR
Age Unknown	NR	NR	NR

Appendix F: Department of Community Health, State of Georgia
Audited CY 2012 HEDIS Measure Results for AMERIGROUP

Total	NR	NR	NR
-------	----	----	----

Appendix F: Department of Community Health, State of Georgia
Audited CY 2012 HEDIS Measure Results for AMERIGROUP

Enrollment by Product Line: Disabled (ENPC)			
AmeriGroup Georgia Managed Care Company, Inc. (Org ID: 7359, SubID: 10188, Medicaid, Spec Area: None, Spec Proj: None)			
Age	Male Member Months	Female Member Months	Total Member Months
<1	NR	NR	NR
1-4	NR	NR	NR
5-9	NR	NR	NR
10-14	NR	NR	NR
15-17	NR	NR	NR
18-19	NR	NR	NR
0-19 Subtotal	NR	NR	NR
0-19 Subtotal: %	NR	NR	NR
20-24	NR	NR	NR
25-29	NR	NR	NR
30-34	NR	NR	NR
35-39	NR	NR	NR
40-44	NR	NR	NR
20-44 Subtotal	NR	NR	NR
20-44 Subtotal: %	NR	NR	NR
45-49	NR	NR	NR
50-54	NR	NR	NR
55-59	NR	NR	NR
60-64	NR	NR	NR
45-64 Subtotal	NR	NR	NR
45-64 Subtotal: %	NR	NR	NR
65-69	NR	NR	NR
70-74	NR	NR	NR
75-79	NR	NR	NR
80-84	NR	NR	NR
85-89	NR	NR	NR
>=90	NR	NR	NR
>=65 Subtotal	NR	NR	NR
>=65 Subtotal: %	NR	NR	NR
Age Unknown	NR	NR	NR

Appendix F: Department of Community Health, State of Georgia
Audited CY 2012 HEDIS Measure Results for AMERIGROUP

Total	NR	NR	NR
-------	----	----	----

Appendix F: Department of Community Health, State of Georgia
Audited CY 2012 HEDIS Measure Results for AMERIGROUP

Enrollment by Product Line: Other (ENPD)			
AmeriGroup Georgia Managed Care Company, Inc. (Org ID: 7359, SubID: 10188, Medicaid, Spec Area: None, Spec Proj: None)			
Age	Male Member Months	Female Member Months	Total Member Months
<1	NR	NR	NR
1-4	NR	NR	NR
5-9	NR	NR	NR
10-14	NR	NR	NR
15-17	NR	NR	NR
18-19	NR	NR	NR
0-19 Subtotal	NR	NR	NR
0-19 Subtotal: %	NR	NR	NR
20-24	NR	NR	NR
25-29	NR	NR	NR
30-34	NR	NR	NR
35-39	NR	NR	NR
40-44	NR	NR	NR
20-44 Subtotal	NR	NR	NR
20-44 Subtotal: %	NR	NR	NR
45-49	NR	NR	NR
50-54	NR	NR	NR
55-59	NR	NR	NR
60-64	NR	NR	NR
45-64 Subtotal	NR	NR	NR
45-64 Subtotal: %	NR	NR	NR
65-69	NR	NR	NR
70-74	NR	NR	NR
75-79	NR	NR	NR
80-84	NR	NR	NR
85-89	NR	NR	NR
>=90	NR	NR	NR
>=65 Subtotal	NR	NR	NR
>=65 Subtotal: %	NR	NR	NR
Age Unknown	NR	NR	NR

Appendix F: Department of Community Health, State of Georgia
Audited CY 2012 HEDIS Measure Results for AMERIGROUP

Total	NR	NR	NR
-------	----	----	----

Appendix F: Department of Community Health, State of Georgia
 Audited CY 2012 HEDIS Measure Results for AMERIGROUP

Enrollment by State (EBS)	
AmeriGroup Georgia Managed Care Company, Inc. (Org ID: 7359, SubID: 10188, Medicaid, Spec Area: None, Spec Proj: None)	
State	Number
Alabama	0
Alaska	0
Arizona	0
Arkansas	0
California	0
Colorado	0
Connecticut	0
Delaware	0
District of Columbia	0
Florida	0
Georgia	274177
Hawaii	0
Idaho	0
Illinois	0
Indiana	0
Iowa	0
Kansas	0
Kentucky	0
Louisiana	0
Maine	0
Maryland	0
Massachusetts	0
Michigan	0
Minnesota	0
Mississippi	0
Missouri	0
Montana	0
Nebraska	0
Nevada	0
New Hampshire	0
New Jersey	0

Appendix F: Department of Community Health, State of Georgia
 Audited CY 2012 HEDIS Measure Results for AMERIGROUP

New Mexico	0
New York	0
North Carolina	0
North Dakota	0
Ohio	0
Oklahoma	0
Oregon	0
Pennsylvania	0
Rhode Island	0
South Carolina	0
South Dakota	0
Tennessee	0
Texas	0
Utah	0
Vermont	0
Virginia	0
Washington	0
West Virginia	0
Wisconsin	0
Wyoming	0
American Samoa	0
Federated States of Micronesia	0
Guam	0
Commonwealth of Northern Marianas	0
Puerto Rico	0
Virgin Islands	0
Other	0
TOTAL	274,177

Appendix F: Department of Community Health, State of Georgia
Audited CY 2012 HEDIS Measure Results for AMERIGROUP

Race/Ethnicity Diversity of Membership (RDM)								
AmeriGroup Georgia Managed Care Company, Inc. (Org ID: 7359, SubID: 10188, Medicaid, Spec Area: None, Spec Proj: None)								
Race/Ethnicity Diversity of Membership								
Total Unduplicated Membership During the Measurement Year		392695						
Percentage of Members for Whom the Organization has Race/Ethnicity Information by Data Collection								
Direct Data Collection Method			Indirect Data Collection Method		Unknown			
Race	Direct Total	92.01%	Indirect Total*	0.0000	Total*	0.0799		
	Health Plan Direct*	0.0000						
	CMS/State Database*	0.9201						
	Other*	0.0000						
Ethnicity	Direct Total	3.15%	Indirect Total*	0.0000	Total*	0.9685		
	Health Plan Direct*	0.0000						
	CMS/State Database*	0.0315						
	Other*	0.0000						
*Enter percentage as a value between 0 and 1.								
Race	Hispanic or Latino		Not Hispanic or Latino		Unknown Ethnicity		Declined Ethnicity	
	Number	Percentage	Number	Percentage	Number	Percentage	Number	Percentage
White	0	0.00%	433	100.00%	173907	45.73%	0	NR
Black or African American	0	0.00%	0	0.00%	172532	45.37%	0	NR
American-Indian and Alaska Native	0	0.00%	0	0.00%	352	0.09%	0	NR
Asian	0	0.00%	0	0.00%	7354	1.93%	0	NR
Native Hawaiian and Other Pacific Islanders	0	0.00%	0	0.00%	398	0.10%	0	NR
Some Other Race	0	0.00%	0	0.00%	6330	1.66%	0	NR
Two or More Races	0	0.00%	0	0.00%	0	0.00%	0	NR
Unknown	11955	100.00%	0	0.00%	19434	5.11%	0	NR
Declined	0	0.00%	0	0.00%	0	0.00%	0	NR
Total	11,955	100.00%	433	100.00%	380,307	100.00%	0	NR

Appendix F: Department of Community Health, State of Georgia
Audited CY 2012 HEDIS Measure Results for AMERIGROUP

Total	
Number	Percentage
174,340	44.40%
172,532	43.94%
352	0.09%
7,354	1.87%
398	0.10%
6,330	1.61%
0	0.00%
31,389	7.99%
0	0.00%
392,695	100.00%

Appendix F: Department of Community Health, State of Georgia
Audited CY 2012 HEDIS Measure Results for AMERIGROUP

Language Diversity of Membership (LDM)			
AmeriGroup Georgia Managed Care Company, Inc. (Org ID: 7359, SubID: 10188, Medicaid, Spec Area: None, Spec Proj: None)			
Percentage of Members With Known Language Value from Each Data Source			
Category	Health Plan Direct	CMS/State Databases	Other Third-Party Source
Spoken Language Preferred for Health Care*	0.0000	1.0000	0.0000
Preferred Language for Written Materials*	0.0000	1.0000	0.0000
Other Language Needs*	0.0000	0.0000	1.0000
*Enter percentage as a value between 0 and 1.			
Spoken Language Preferred for Health Care			
	Number	Percentage	
English	212660	54.15%	
Non-English	28773	7.33%	
Unknown	151262	38.52%	
Declined	0	0.00%	
Total*	392,695	100.00%	
Language Preferred for Written Materials			
	Number	Percentage	
English	212660	54.15%	
Non-English	28773	7.33%	
Unknown	151262	38.52%	
Declined	0	0.00%	
Total*	392,695	100.00%	
Other Language Needs			
	Number	Percentage	
English	0	0.00%	
Non-English	0	0.00%	
Unknown	392695	100.00%	
Declined	0	0.00%	
Total*	392,695	100.00%	
*Should sum to 100%			

Appendix F: Department of Community Health, State of Georgia
 Audited CY 2012 HEDIS Measure Results for AMERIGROUP

Weeks of Pregnancy at Time of Enrollment in MCO (WOP)		
AmeriGroup Georgia Managed Care Company, Inc. (Org ID: 7359, SubID: 10188, Medicaid, Spec Area: None, Spec Proj: None)		
Measurement Year		
Measurement Year	2012	
Weeks of Pregnancy	Number	Percentage
< 0 weeks	1300	9.04%
1-12 weeks	1091	7.59%
13-27 weeks	8400	58.43%
28 or more weeks	2463	17.13%
Unknown	1121	7.80%
Total	14,375	100.00%

Appendix F: Department of Community Health, State of Georgia
Audited CY 2012 HEDIS Measure Results for AMERIGROUP

Audit Review Table						
AmeriGroup Georgia Managed Care Company, Inc. (Org ID: 7359, SubID: 10188, Medicaid, Spec Area: None, Spec Proj: None); Measurement Year - 2012						
The Auditor lock has been applied to this submission.						
Pharmacy Reversal - Pharmacy Reversals Included						
Measure/Data Element	Report Measure	Benefit Offered	Rotated Measure	Rate	Reportable	Comment
Effectiveness of Care: Prevention and Screening						
Adult BMI Assessment (aba)	Y		N	62.70%	R	Reportable
Weight Assessment and Counseling for Nutrition and Physical Activity for Children/Adolescents (wcc)	Y		N			
<i>BMI Percentile</i>				40.74%	R	Reportable
<i>Counseling for Nutrition</i>				52.31%	R	Reportable
<i>Counseling for Physical Activity</i>				39.81%	R	Reportable
Childhood Immunization Status (cis)	Y		N			
<i>DTaP</i>				88.66%	R	Reportable
<i>IPV</i>				96.30%	R	Reportable
<i>MMR</i>				94.21%	R	Reportable
<i>HiB</i>				95.83%	R	Reportable
<i>Hepatitis B</i>				93.98%	R	Reportable
<i>VZV</i>				95.60%	R	Reportable
<i>Pneumococcal Conjugate</i>				88.43%	R	Reportable
<i>Hepatitis A</i>				93.98%	R	Reportable
<i>Rotavirus</i>				71.53%	R	Reportable
<i>Influenza</i>				45.37%	R	Reportable
<i>Combination #2</i>				85.42%	R	Reportable
<i>Combination #3</i>				82.64%	R	Reportable
<i>Combination #4</i>				81.94%	R	Reportable
<i>Combination #5</i>				63.43%	R	Reportable
<i>Combination #6</i>				40.97%	R	Reportable
<i>Combination #7</i>				62.96%	R	Reportable
<i>Combination #8</i>				40.97%	R	Reportable
<i>Combination #9</i>				31.94%	R	Reportable
<i>Combination #10</i>				31.94%	R	Reportable
Immunizations for Adolescents (ima)	Y					

Appendix F: Department of Community Health, State of Georgia
Audited CY 2012 HEDIS Measure Results for AMERIGROUP

Audit Review Table						
AmeriGroup Georgia Managed Care Company, Inc. (Org ID: 7359, SubID: 10188, Medicaid, Spec Area: None, Spec Proj: None); Measurement Year - 2012						
The Auditor lock has been applied to this submission.						
Pharmacy Reversal - Pharmacy Reversals Included						
Measure/Data Element	Report Measure	Benefit Offered	Rotated Measure	Rate	Reportable	Comment
<i>Meningococcal</i>				73.51%	R	Reportable
<i>Tdap/Td</i>				84.68%	R	Reportable
<i>Combination #1</i>				71.43%	R	Reportable
Human Papillomavirus Vaccine for Female Adolescents (hvp)	Y			16.71%	R	Reportable
Lead Screening in Children (lsc)	Y		N	74.06%	R	Reportable
Breast Cancer Screening (bcs)	Y			59.22%	R	Reportable
Cervical Cancer Screening (ccs)	Y			72.09%	R	Reportable
Chlamydia Screening in Women (chl)	Y					
<i>16-20 Years</i>				53.93%	R	Reportable
<i>21-24 Years</i>				68.86%	R	Reportable
<i>Total</i>				56.98%	R	Reportable
Effectiveness of Care: Respiratory Conditions						
Appropriate Testing for Children with Pharyngitis (cwp)	Y	Y		77.44%	R	Reportable
Appropriate Treatment for Children With URI (uri)	Y	Y		82.66%	R	Reportable
Avoidance of Antibiotic Treatment in Adults with Acute Bronchitis (aab)	Y	Y		17.83%	R	Reportable
Use of Spirometry Testing in the Assessment and Diagnosis of COPD (spr)	Y			23.26%	R	Reportable
Pharmacotherapy Management of COPD Exacerbation (pce)	Y	Y				
<i>Systemic Corticosteroid</i>				63.27%	R	Reportable
<i>Bronchodilator</i>				83.67%	R	Reportable
Use of Appropriate Medications for People With Asthma (asm)	Y	Y				
<i>5-11 Years</i>				90.32%	R	Reportable
<i>12-18 Years</i>				88.69%	R	Reportable
<i>19-50 Years</i>				69.17%	R	Reportable

Appendix F: Department of Community Health, State of Georgia
Audited CY 2012 HEDIS Measure Results for AMERIGROUP

Audit Review Table						
AmeriGroup Georgia Managed Care Company, Inc. (Org ID: 7359, SubID: 10188, Medicaid, Spec Area: None, Spec Proj: None); Measurement Year - 2012						
The Auditor lock has been applied to this submission.						
Pharmacy Reversal - Pharmacy Reversals Included						
Measure/Data Element	Report Measure	Benefit Offered	Rotated Measure	Rate	Reportable	Comment
51-64 Years				NA	R	Denominator fewer than 30
Total				89.03%	R	Reportable
Medication Management for People With Asthma (mma)	Y	Y				
5-11 Years - Medication Compliance 50%				44.00%	R	Reportable
5-11 Years - Medication Compliance 75%				20.62%	R	Reportable
12-18 Years - Medication Compliance 50%				42.50%	R	Reportable
12-18 Years - Medication Compliance 75%				18.97%	R	Reportable
19-50 Years - Medication Compliance 50%				44.58%	R	Reportable
19-50 Years - Medication Compliance 75%				15.66%	R	Reportable
51-64 Years - Medication Compliance 50%				NA	R	Denominator fewer than 30
51-64 Years - Medication Compliance 75%				NA	R	Denominator fewer than 30
Total - Medication Compliance 50%				43.64%	R	Reportable
Total - Medication Compliance 75%				20.07%	R	Reportable
Asthma Medication Ratio (amr)	Y	Y				
5-11 Years				62.42%	R	Reportable
12-18 Years				64.26%	R	Reportable
19-50 Years				40.34%	R	Reportable
51-64 Years				NA	R	Denominator fewer than 30
Total				62.40%	R	Reportable
Effectiveness of Care: Cardiovascular						
Cholesterol Management for Patients With Cardiovascular Conditions (cmc)	Y		Y			
LDL-C Screening Performed				87.50%	R	Reportable
LDL-C Control (<100 mg/dL)				27.50%	R	Reportable
Controlling High Blood Pressure (cbp)	Y			38.72%	R	Reportable
Persistence of Beta-Blocker Treatment After a Heart Attack (pbh)	Y	Y		NA	R	Denominator fewer than 30
Effectiveness of Care: Diabetes						
Comprehensive Diabetes Care (cdc)	Y		N			

Appendix F: Department of Community Health, State of Georgia
Audited CY 2012 HEDIS Measure Results for AMERIGROUP

Audit Review Table						
AmeriGroup Georgia Managed Care Company, Inc. (Org ID: 7359, SubID: 10188, Medicaid, Spec Area: None, Spec Proj: None); Measurement Year - 2012						
The Auditor lock has been applied to this submission.						
Pharmacy Reversal - Pharmacy Reversals Included						
Measure/Data Element	Report Measure	Benefit Offered	Rotated Measure	Rate	Reportable	Comment
<i>Hemoglobin A1c (HbA1c) Testing</i>				79.37%	R	Reportable
<i>HbA1c Poor Control (>9.0%)</i>				53.58%	R	Reportable
<i>HbA1c Control (<8.0%)</i>				38.94%	R	Reportable
<i>HbA1c Control (<7.0%)</i>				30.56%	R	Reportable
<i>Eye Exam (Retinal) Performed</i>				48.25%	R	Reportable
<i>LDL-C Screening Performed</i>				73.21%	R	Reportable
<i>LDL-C Control (<100 mg/dL)</i>				27.29%	R	Reportable
<i>Medical Attention for Nephropathy</i>				74.38%	R	Reportable
<i>Blood Pressure Control (<140/80 mm Hg)</i>				32.61%	R	Reportable
<i>Blood Pressure Control (<140/90 mm Hg)</i>				55.07%	R	Reportable
Effectiveness of Care: Musculoskeletal						
Disease Modifying Anti-Rheumatic Drug Therapy in Rheumatoid Arthritis (art)	Y	Y		65.00%	R	Reportable
Use of Imaging Studies for Low Back Pain (lbp)	Y			74.22%	R	Reportable
Effectiveness of Care: Behavioral Health						
Antidepressant Medication Management (amm)	Y	Y				
<i>Effective Acute Phase Treatment</i>				54.16%	R	Reportable
<i>Effective Continuation Phase Treatment</i>				36.81%	R	Reportable
Follow-Up Care for Children Prescribed ADHD Medication (add)	Y	Y				
<i>Initiation Phase</i>				42.32%	R	Reportable
<i>Continuation and Maintenance (C&M) Phase</i>				58.15%	R	Reportable
Follow-Up After Hospitalization for Mental Illness (fuh)	Y	Y				
<i>30-Day Follow-Up</i>				67.29%	R	Reportable
<i>7-Day Follow-Up</i>				45.80%	R	Reportable

Appendix F: Department of Community Health, State of Georgia
Audited CY 2012 HEDIS Measure Results for AMERIGROUP

Audit Review Table						
AmeriGroup Georgia Managed Care Company, Inc. (Org ID: 7359, SubID: 10188, Medicaid, Spec Area: None, Spec Proj: None); Measurement Year - 2012						
The Auditor lock has been applied to this submission.						
Pharmacy Reversal - Pharmacy Reversals Included						
Measure/Data Element	Report Measure	Benefit Offered	Rotated Measure	Rate	Reportable	Comment
Diabetes Screening for People With Schizophrenia or Bipolar Disorder Who Are Using Antipsychotic Medication (ssd)	Y	Y		84.04%	R	Reportable
Diabetes Monitoring for People With Diabetes and Schizophrenia (smd)	Y			NA	R	Denominator fewer than 30
Cardiovascular Monitoring for People With Cardiovascular Disease and Schizophrenia (smc)	Y			NA	R	Denominator fewer than 30
Adherence to Antipsychotic Medications for Individuals With Schizophrenia (saa)	Y	Y		46.30%	R	Reportable
Effectiveness of Care: Medication Management						
Annual Monitoring for Patients on Persistent Medications (mpm)	Y	Y				
<i>ACE Inhibitors or ARBs</i>				90.93%	R	Reportable
<i>Digoxin</i>				NA	R	Denominator fewer than 30
<i>Diuretics</i>				89.80%	R	Reportable
<i>Anticonvulsants</i>				61.43%	R	Reportable
<i>Total</i>				89.32%	R	Reportable
Access/Availability of Care						
Adults' Access to Preventive/Ambulatory Health Services (aap)	Y					
<i>20-44 Years</i>				83.84%	R	Reportable
<i>45-64 Years</i>				90.25%	R	Reportable
<i>65+ Years</i>				NA	R	Denominator fewer than 30
<i>Total</i>				84.79%	R	Reportable
Children and Adolescents' Access to Primary Care Practitioners (cap)	Y					
<i>12-24 Months</i>				97.55%	R	Reportable
<i>25 Months - 6 Years</i>				91.44%	R	Reportable
<i>7-11 Years</i>				92.26%	R	Reportable

Appendix F: Department of Community Health, State of Georgia
Audited CY 2012 HEDIS Measure Results for AMERIGROUP

Audit Review Table						
AmeriGroup Georgia Managed Care Company, Inc. (Org ID: 7359, SubID: 10188, Medicaid, Spec Area: None, Spec Proj: None); Measurement Year - 2012						
The Auditor lock has been applied to this submission.						
Pharmacy Reversal - Pharmacy Reversals Included						
Measure/Data Element	Report Measure	Benefit Offered	Rotated Measure	Rate	Reportable	Comment
<i>12-19 Years</i>				90.08%	R	Reportable
Annual Dental Visit (adv)	Y	Y				
<i>2-3 Years</i>				48.50%	R	Reportable
<i>4-6 Years</i>				77.44%	R	Reportable
<i>7-10 Years</i>				79.64%	R	Reportable
<i>11-14 Years</i>				72.39%	R	Reportable
<i>15-18 Years</i>				61.55%	R	Reportable
<i>19-21 Years</i>				35.70%	R	Reportable
<i>Total</i>				69.92%	R	Reportable
Initiation and Engagement of AOD Dependence Treatment (iet)	Y	Y				
<i>Initiation of AOD Treatment: 13-17 Years</i>				39.37%	R	Reportable
<i>Engagement of AOD Treatment: 13-17 Years</i>				15.24%	R	Reportable
<i>Initiation of AOD Treatment: 18+ Years</i>				42.60%	R	Reportable
<i>Engagement of AOD Treatment: 18+ Years</i>				8.50%	R	Reportable
<i>Initiation of AOD Treatment: Total</i>				41.87%	R	Reportable
<i>Engagement of AOD Treatment: Total</i>				10.01%	R	Reportable
Prenatal and Postpartum Care (ppc)	Y					
<i>Timeliness of Prenatal Care</i>				84.72%	R	Reportable
<i>Postpartum Care</i>				59.49%	R	Reportable
Call Answer Timeliness (cat)	Y			85.71%	R	Reportable
Utilization						
Frequency of Ongoing Prenatal Care (fpc)	Y					
<i><21 Percent</i>				10.65%	R	Reportable
<i>21-40 Percent</i>				4.17%	R	Reportable
<i>41-60 Percent</i>				7.64%	R	Reportable
<i>61-80 Percent</i>				11.11%	R	Reportable
<i>81+ Percent</i>				66.44%	R	Reportable
Well-Child Visits in the First 15 Months of Life (w15)	Y		N			

Appendix F: Department of Community Health, State of Georgia
Audited CY 2012 HEDIS Measure Results for AMERIGROUP

Audit Review Table						
AmeriGroup Georgia Managed Care Company, Inc. (Org ID: 7359, SubID: 10188, Medicaid, Spec Area: None, Spec Proj: None); Measurement Year - 2012						
The Auditor lock has been applied to this submission.						
Pharmacy Reversal - Pharmacy Reversals Included						
Measure/Data Element	Report Measure	Benefit Offered	Rotated Measure	Rate	Reportable	Comment
0 Visits				1.49%	R	Reportable
1 Visit				1.74%	R	Reportable
2 Visits				3.97%	R	Reportable
3 Visits				3.47%	R	Reportable
4 Visits				7.94%	R	Reportable
5 Visits				18.36%	R	Reportable
6+ Visits				63.03%	R	Reportable
Well-Child Visits in the Third, Fourth, Fifth and Sixth Years of Life (w34)	Y		N	68.21%	R	Reportable
Adolescent Well-Care Visits (awc)	Y		N	46.58%	R	Reportable
Frequency of Selected Procedures (fsp)	Y				R	Reportable
Ambulatory Care: Total (amba)	Y				R	Reportable
Ambulatory Care: Dual Eligibles (ambb)	N				NR	Measure Unselected
Ambulatory Care: Disabled (ambc)	N				NR	Measure Unselected
Ambulatory Care: Other (ambd)	N				NR	Measure Unselected
Inpatient Utilization--General Hospital/Acute Care: Total (ipua)	Y				R	Reportable
Inpatient Utilization--General Hospital/Acute Care: Dual Eligibles (ipub)	N				NR	Measure Unselected
Inpatient Utilization--General Hospital/Acute Care: Disabled (ipuc)	N				NR	Measure Unselected
Inpatient Utilization--General Hospital/Acute Care: Other (ipud)	N				NR	Measure Unselected
Identification of Alcohol and Other Drug Services: Total (iada)	Y	Y			R	Reportable
Identification of Alcohol and Other Drug Services: Dual Eligibles (iadb)	N	N			NR	Measure Unselected
Identification of Alcohol and Other Drug Services: Disabled (iadc)	N	N			NR	Measure Unselected

Appendix F: Department of Community Health, State of Georgia
Audited CY 2012 HEDIS Measure Results for AMERIGROUP

Audit Review Table						
AmeriGroup Georgia Managed Care Company, Inc. (Org ID: 7359, SubID: 10188, Medicaid, Spec Area: None, Spec Proj: None); Measurement Year - 2012						
The Auditor lock has been applied to this submission.						
Pharmacy Reversal - Pharmacy Reversals Included						
Measure/Data Element	Report Measure	Benefit Offered	Rotated Measure	Rate	Reportable	Comment
Identification of Alcohol and Other Drug Services: Other (iadd)	N	N			NR	Measure Unselected
Mental Health Utilization: Total (mpta)	Y	Y			R	Reportable
Mental Health Utilization: Dual Eligibles (mptb)	N	N			NR	Measure Unselected
Mental Health Utilization: Disabled (mptc)	N	N			NR	Measure Unselected
Mental Health Utilization: Other (mptd)	N	N			NR	Measure Unselected
Antibiotic Utilization: Total (abxa)	Y	Y			R	Reportable
Antibiotic Utilization: Dual Eligibles (abxb)	N	N			NR	Measure Unselected
Antibiotic Utilization: Disabled (abxc)	N	N			NR	Measure Unselected
Antibiotic Utilization: Other (abxd)	N	N			NR	Measure Unselected
Relative Resource Use						
Relative Resource Use for People With Diabetes (rdi)	Y				R	Reportable
Relative Resource Use for People With Asthma (ras)	Y	Y			R	Reportable
Relative Resource Use for People With Cardiovascular Conditions (rca)	Y				R	Reportable
Relative Resource Use for People With Hypertension (rhy)	Y				R	Reportable
Relative Resource Use for People With COPD (rco)	Y				R	Reportable
Health Plan Descriptive Information						
Board Certification (bcr)	Y				R	Reportable
Total Membership (tlm)	Y				R	Reportable
Enrollment by Product Line: Total (enpa)	Y				R	Reportable
Enrollment by Product Line: Dual Eligibles (enpb)	N				NR	Measure Unselected
Enrollment by Product Line: Disabled (enpc)	N				NR	Measure Unselected
Enrollment by Product Line: Other (enpd)	N				NR	Measure Unselected

Appendix F: Department of Community Health, State of Georgia
 Audited CY 2012 HEDIS Measure Results for AMERIGROUP

Audit Review Table						
AmeriGroup Georgia Managed Care Company, Inc. (Org ID: 7359, SubID: 10188, Medicaid, Spec Area: None, Spec Proj: None); Measurement Year - 2012						
The Auditor lock has been applied to this submission.						
Pharmacy Reversal - Pharmacy Reversals Included						
Measure/Data Element	Report Measure	Benefit Offered	Rotated Measure	Rate	Reportable	Comment
Enrollment by State (ebs)	Y				R	Reportable
Race/Ethnicity Diversity of Membership (rdm)	Y				R	Reportable
Language Diversity of Membership (ldm)	Y				R	Reportable
Weeks of Pregnancy at Time of Enrollment in MCO (wop)	Y				R	Reportable

Appendix F: Department of Community Health, State of Georgia
Audited CY 2012 HEDIS Measure Results for AMERIGROUP

Relative Resource Use for People With Diabetes (RDI)	
AmeriGroup Georgia Managed Care Company, Inc. (Org ID: 7359, SubID: 10188, Medicaid, Spec Area: None, Spec Proj: None)	
Data Element	Measure Data
Eligible Population	1051
Exclusions	63
Eligible Population per 1,000 Member Year Medical	1,011.87
Eligible Population per 1,000 Member Year Pharmacy	1,011.87
NameBrandOnlyCount(N1)	5995
NameBrandGenericExistsCount(N2)	2259
GenericOnlyCount (G1)	5678
GenericNameBrandExistsCount (G2)	42371
Total Prescriptions (N1+N2+G1+G2)	56,303.00
Generic Utilization Rate $[(G1 + G2)/(N2+G1+G2)]$	95.51%
Generic Substitution Rate $[(G2)/(N2+G2)]$	94.94%
Overall Generic Utilization $[(G1+G2)/(N1+N2+G1+G2)]$	85.34%
Inpatient Facility PMPM	278.11
E&M Inpatient Services PMPM	14.22
E&M Outpatient Services PMPM	89.12
Surgery & Procedure Inpatient Services PMPM	15.26
Surgery & Procedure Outpatient Services PMPM	83.61
Imaging Services PMPM	72.21
Laboratory Services PMPM	35.94
Pharmacy PMPM	162.66
Inpatient Facility: Acute Inpatient: Medical Days per 1000 MY	1,215.98
Inpatient Facility: Acute Inpatient: Medical Discharges per 1000 MY	256.10
Inpatient Facility: Acute Inpatient: Surgery Days per 1000 MY	205.07
Inpatient Facility: Acute Inpatient: Surgery Discharges per 1000 MY	36.59
Inpatient Facility: Nonacute Days per 1000 MY	30.81
Inpatient Facility: Nonacute Discharges per 1000 MY	1.93
Inpatient Facility Acute Medical ALOS	4.75
Inpatient Facility Acute Surgery ALOS	5.61
Inpatient Facility Nonacute ALOS	16.00
Total Inpatient Facility Acute ALOS	4.86
Total Inpatient Facility ALOS	4.93

Appendix F: Department of Community Health, State of Georgia
Audited CY 2012 HEDIS Measure Results for AMERIGROUP

ED Discharges per 1000 MY Medical	2,443.52
Cardiac Catheterization per 1000 MY Medical	30.81
PCI per 1000 MY Medical	3.85
CABG per 1000 MY Medical	0.00
Carotid Endarterectomy per 1000 MY Medical	0.00
Carotid Artery Stenosis Diagnostic Test per 1000 MY Medical	0.00
Cardiac Computed Tomography per 1000 MY Medical	0.00
CAD Diagnostic Test Using EBCT/Nuclear Imaging Stress Tests per 1000 MY Medical	105.91

Avoidance of Antibiotic Treatment in Adults with Acute Bronchitis (aab)
Use of Spirometry Testing in the Assessment and Diagnosis of COPD (spr)

Use of Appropriate Medications for People With Asthma (asm)

Appendix F: Department of Community Health, State of Georgia
Audited CY 2012 HEDIS Measure Results for AMERIGROUP

Cholesterol Management for Patients With Cardiovascular Conditions (cmc)

Persistence of Beta-Blocker Treatment After a Heart Attack (pbh)

Disease Modifying Anti-Rheumatic Drug Therapy in Rheumatoid Arthritis (art)

Effectiveness of Care: Behavioral Health

Follow-Up Care for Children Prescribed ADHD Medication (add)

Appendix F: Department of Community Health, State of Georgia
Audited CY 2012 HEDIS Measure Results for AMERIGROUP

Diabetes Screening for People With Schizophrenia or Bipolar Disorder Who Are Using Antipsychotic Medication (ssd)
Diabetes Monitoring for People With Diabetes and Schizophrenia (smd)
Cardiovascular Monitoring for People With Cardiovascular Disease and Schizophrenia (smc)
Adherence to Antipsychotic Medications for Individuals With Schizophrenia (saa)
Effectiveness of Care: Medication Management
Annual Monitoring for Patients on Persistent Medications (mpm)

Adults' Access to Preventive/Ambulatory Health Services (aap)

Children and Adolescents' Access to Primary Care Practitioners (cap)

Initiation and Engagement of AOD Dependence Treatment (iet)

Appendix F: Department of Community Health, State of Georgia
Audited CY 2012 HEDIS Measure Results for AMERIGROUP

Well-Child Visits in the Third, Fourth, Fifth and Sixth Years of Life (w34)

Inpatient Utilization--General Hospital/Acute Care: Total (ipua)
Inpatient Utilization--General Hospital/Acute Care: Dual Eligibles (ipub)
Inpatient Utilization--General Hospital/Acute Care: Disabled (ipuc)
Inpatient Utilization--General Hospital/Acute Care: Other (ipud)
Identification of Alcohol and Other Drug Services: Total (iada)
Identification of Alcohol and Other Drug Services: Dual Eligibles (iadb)
Identification of Alcohol and Other Drug Services: Disabled (iadc)
Identification of Alcohol and Other Drug Services: Other (iadd)

Appendix F: Department of Community Health, State of Georgia
Audited CY 2012 HEDIS Measure Results for AMERIGROUP

Relative Resource Use for People With Cardiovascular Conditions (rca)

Appendix F: Department of Community Health, State of Georgia
Audited CY 2012 HEDIS Measure Results for AMERIGROUP

Relative Resource Use for People With Asthma (RAS)	
AmeriGroup Georgia Managed Care Company, Inc. (Org ID: 7359, SubID: 10188, Medicaid, Spec Area: None, Spec Proj: None)	
Data Element	Measure Data
Eligible Population	3602
Exclusions	521
Eligible Population per 1,000 Member Year Medical	1,011.02
Eligible Population per 1,000 Member Year Pharmacy	1,011.02
NameBrandOnlyCount(N1)	20906
NameBrandGenericExistsCount(N2)	14813
GenericOnlyCount (G1)	7502
GenericNameBrandExistsCount (G2)	42521
Total Prescriptions (N1+N2+G1+G2)	85,742.00
Generic Utilization Rate $[(G1 + G2)/(N2+G1+G2)]$	77.15%
Generic Substitution Rate $[(G2)/(N2+G2)]$	74.16%
Overall Generic Utilization $[(G1+G2)/(N1+N2+G1+G2)]$	58.34%
Inpatient Facility PMPM	21.45
E&M Inpatient Services PMPM	1.30
E&M Outpatient Services PMPM	53.30
Surgery & Procedure Inpatient Services PMPM	0.81
Surgery & Procedure Outpatient Services PMPM	14.79
Imaging Services PMPM	10.98
Laboratory Services PMPM	5.65
Pharmacy PMPM	97.36
Inpatient Facility: Acute Inpatient: Medical Days per 1000 MY	113.40
Inpatient Facility: Acute Inpatient: Medical Discharges per 1000 MY	27.23
Inpatient Facility: Acute Inpatient: Surgery Days per 1000 MY	8.42
Inpatient Facility: Acute Inpatient: Surgery Discharges per 1000 MY	2.81
Inpatient Facility: Nonacute Days per 1000 MY	23.58
Inpatient Facility: Nonacute Discharges per 1000 MY	0.84
Inpatient Facility Acute Medical ALOS	4.16
Inpatient Facility Acute Surgery ALOS	3.00
Inpatient Facility Nonacute ALOS	28.00
Total Inpatient Facility Acute ALOS	4.06
Total Inpatient Facility ALOS	4.71

Appendix F: Department of Community Health, State of Georgia
Audited CY 2012 HEDIS Measure Results for AMERIGROUP

ED Discharges per 1000 MY Medical	947.58
-----------------------------------	--------

Avoidance of Antibiotic Treatment in Adults with Acute Bronchitis (aab)
Use of Spirometry Testing in the Assessment and Diagnosis of COPD (spr)

Use of Appropriate Medications for People With Asthma (asm)

Appendix F: Department of Community Health, State of Georgia
Audited CY 2012 HEDIS Measure Results for AMERIGROUP

Cholesterol Management for Patients With Cardiovascular Conditions (cmc)

Persistence of Beta-Blocker Treatment After a Heart Attack (pbh)

Disease Modifying Anti-Rheumatic Drug Therapy in Rheumatoid Arthritis (art)

Effectiveness of Care: Behavioral Health

Follow-Up Care for Children Prescribed ADHD Medication (add)

Appendix F: Department of Community Health, State of Georgia
Audited CY 2012 HEDIS Measure Results for AMERIGROUP

Diabetes Screening for People With Schizophrenia or Bipolar Disorder Who Are Using Antipsychotic Medication (ssd)
Diabetes Monitoring for People With Diabetes and Schizophrenia (smd)
Cardiovascular Monitoring for People With Cardiovascular Disease and Schizophrenia (smc)
Adherence to Antipsychotic Medications for Individuals With Schizophrenia (saa)
Effectiveness of Care: Medication Management
Annual Monitoring for Patients on Persistent Medications (mpm)

Adults' Access to Preventive/Ambulatory Health Services (aap)

Children and Adolescents' Access to Primary Care Practitioners (cap)

Initiation and Engagement of AOD Dependence Treatment (iet)

Appendix F: Department of Community Health, State of Georgia
Audited CY 2012 HEDIS Measure Results for AMERIGROUP

Well-Child Visits in the Third, Fourth, Fifth and Sixth Years of Life (w34)

Inpatient Utilization--General Hospital/Acute Care: Total (ipua)
Inpatient Utilization--General Hospital/Acute Care: Dual Eligibles (ipub)
Inpatient Utilization--General Hospital/Acute Care: Disabled (ipuc)
Inpatient Utilization--General Hospital/Acute Care: Other (ipud)
Identification of Alcohol and Other Drug Services: Total (iada)
Identification of Alcohol and Other Drug Services: Dual Eligibles (iadb)
Identification of Alcohol and Other Drug Services: Disabled (iadc)
Identification of Alcohol and Other Drug Services: Other (iadd)

Appendix F: Department of Community Health, State of Georgia
Audited CY 2012 HEDIS Measure Results for AMERIGROUP

Relative Resource Use for People With Cardiovascular Conditions (rca)

Appendix F: Department of Community Health, State of Georgia
Audited CY 2012 HEDIS Measure Results for AMERIGROUP

Relative Resource Use for People With Cardiovascular Conditions (RCA)	
AmeriGroup Georgia Managed Care Company, Inc. (Org ID: 7359, SubID: 10188, Medicaid, Spec Area: None, Spec Proj: None)	
Data Element	Measure Data
Eligible Population	53
Exclusions	3
Eligible Population per 1,000 Member Year Medical	1,007.92
Eligible Population per 1,000 Member Year Pharmacy	1,007.92
NameBrandOnlyCount(N1)	221
NameBrandGenericExistsCount(N2)	151
GenericOnlyCount (G1)	334
GenericNameBrandExistsCount (G2)	2430
Total Prescriptions (N1+N2+G1+G2)	3,136.00
Generic Utilization Rate $[(G1 + G2)/(N2+G1+G2)]$	94.82%
Generic Substitution Rate $[(G2)/(N2+G2)]$	94.15%
Overall Generic Utilization $[(G1+G2)/(N1+N2+G1+G2)]$	88.14%
Inpatient Facility PMPM	677.78
E&M Inpatient Services PMPM	35.99
E&M Outpatient Services PMPM	105.54
Surgery & Procedure Inpatient Services PMPM	64.31
Surgery & Procedure Outpatient Services PMPM	79.68
Imaging Services PMPM	93.60
Laboratory Services PMPM	40.07
Pharmacy PMPM	141.89
Inpatient Facility: Acute Inpatient: Medical Days per 1000 MY	2,510.30
Inpatient Facility: Acute Inpatient: Medical Discharges per 1000 MY	513.47
Inpatient Facility: Acute Inpatient: Surgery Days per 1000 MY	703.65
Inpatient Facility: Acute Inpatient: Surgery Discharges per 1000 MY	171.16
Inpatient Facility: Nonacute Days per 1000 MY	0.00
Inpatient Facility: Nonacute Discharges per 1000 MY	0.00
Inpatient Facility Acute Medical ALOS	4.89
Inpatient Facility Acute Surgery ALOS	4.11
Inpatient Facility Nonacute ALOS	NA
Total Inpatient Facility Acute ALOS	4.69
Total Inpatient Facility ALOS	4.69

Appendix F: Department of Community Health, State of Georgia
 Audited CY 2012 HEDIS Measure Results for AMERIGROUP

ED Discharges per 1000 MY Medical	2,491.28
Cardiac Catheterization per 1000 MY Medical	209.19
PCI per 1000 MY Medical	209.19
CABG per 1000 MY Medical	0.00
Carotid Endarterectomy per 1000 MY Medical	0.00
Carotid Artery Stenosis Diagnostic Test per 1000 MY Medical	0.00
Cardiac Computed Tomography per 1000 MY Medical	0.00
CAD Diagnostic Test Using EBCT/Nuclear Imaging Stress Tests per 1000 MY Medical	475.44

Avoidance of Antibiotic Treatment in Adults with Acute Bronchitis (aab)
 Use of Spirometry Testing in the Assessment and Diagnosis of COPD (spr)

Use of Appropriate Medications for People With Asthma (asm)

Appendix F: Department of Community Health, State of Georgia
Audited CY 2012 HEDIS Measure Results for AMERIGROUP

Cholesterol Management for Patients With Cardiovascular Conditions (cmc)

Persistence of Beta-Blocker Treatment After a Heart Attack (pbh)

Disease Modifying Anti-Rheumatic Drug Therapy in Rheumatoid Arthritis (art)

Effectiveness of Care: Behavioral Health

Follow-Up Care for Children Prescribed ADHD Medication (add)

Appendix F: Department of Community Health, State of Georgia
Audited CY 2012 HEDIS Measure Results for AMERIGROUP

Diabetes Screening for People With Schizophrenia or Bipolar Disorder Who Are Using Antipsychotic Medication (ssd)
Diabetes Monitoring for People With Diabetes and Schizophrenia (smd)
Cardiovascular Monitoring for People With Cardiovascular Disease and Schizophrenia (smc)
Adherence to Antipsychotic Medications for Individuals With Schizophrenia (saa)
Effectiveness of Care: Medication Management
Annual Monitoring for Patients on Persistent Medications (mpm)

Adults' Access to Preventive/Ambulatory Health Services (aap)

Children and Adolescents' Access to Primary Care Practitioners (cap)

Initiation and Engagement of AOD Dependence Treatment (iet)

Appendix F: Department of Community Health, State of Georgia
Audited CY 2012 HEDIS Measure Results for AMERIGROUP

Well-Child Visits in the Third, Fourth, Fifth and Sixth Years of Life (w34)

Inpatient Utilization--General Hospital/Acute Care: Total (ipua)
Inpatient Utilization--General Hospital/Acute Care: Dual Eligibles (ipub)
Inpatient Utilization--General Hospital/Acute Care: Disabled (ipuc)
Inpatient Utilization--General Hospital/Acute Care: Other (ipud)
Identification of Alcohol and Other Drug Services: Total (iada)
Identification of Alcohol and Other Drug Services: Dual Eligibles (iadb)
Identification of Alcohol and Other Drug Services: Disabled (iadc)

Appendix F: Department of Community Health, State of Georgia
Audited CY 2012 HEDIS Measure Results for AMERIGROUP

Identification of Alcohol and Other Drug Services: Other (iadd)

Relative Resource Use for People With Cardiovascular Conditions (rca)

Appendix F: Department of Community Health, State of Georgia
Audited CY 2012 HEDIS Measure Results for AMERIGROUP

Relative Resource Use for People With Hypertension (RHY)	
AmeriGroup Georgia Managed Care Company, Inc. (Org ID: 7359, SubID: 10188, Medicaid, Spec Area: None, Spec Proj: None)	
Data Element	Measure Data
Eligible Population	2076
Exclusions	240
Eligible Population per 1,000 Member Year Medical	1,014.17
Eligible Population per 1,000 Member Year Pharmacy	1,014.17
NameBrandOnlyCount(N1)	6900
NameBrandGenericExistsCount(N2)	3651
GenericOnlyCount (G1)	13215
GenericNameBrandExistsCount (G2)	82155
Total Prescriptions (N1+N2+G1+G2)	105,921.00
Generic Utilization Rate $[(G1 + G2)/(N2+G1+G2)]$	96.31%
Generic Substitution Rate $[(G2)/(N2+G2)]$	95.75%
Overall Generic Utilization $[(G1+G2)/(N1+N2+G1+G2)]$	90.04%
Inpatient Facility PMPM	197.67
E&M Inpatient Services PMPM	10.97
E&M Outpatient Services PMPM	89.08
Surgery & Procedure Inpatient Services PMPM	14.70
Surgery & Procedure Outpatient Services PMPM	91.50
Imaging Services PMPM	70.79
Laboratory Services PMPM	32.30
Pharmacy PMPM	118.31
Inpatient Facility: Acute Inpatient: Medical Days per 1000 MY	791.40
Inpatient Facility: Acute Inpatient: Medical Discharges per 1000 MY	173.91
Inpatient Facility: Acute Inpatient: Surgery Days per 1000 MY	177.33
Inpatient Facility: Acute Inpatient: Surgery Discharges per 1000 MY	35.66
Inpatient Facility: Nonacute Days per 1000 MY	0.00
Inpatient Facility: Nonacute Discharges per 1000 MY	0.00
Inpatient Facility Acute Medical ALOS	4.55
Inpatient Facility Acute Surgery ALOS	4.97
Inpatient Facility Nonacute ALOS	NA
Total Inpatient Facility Acute ALOS	4.62

Appendix F: Department of Community Health, State of Georgia
Audited CY 2012 HEDIS Measure Results for AMERIGROUP

Total Inpatient Facility ALOS	4.62
ED Discharges per 1000 MY Medical	2,456.77

Avoidance of Antibiotic Treatment in Adults with Acute Bronchitis (aab)
Use of Spirometry Testing in the Assessment and Diagnosis of COPD (spr)

Use of Appropriate Medications for People With Asthma (asm)

Appendix F: Department of Community Health, State of Georgia
Audited CY 2012 HEDIS Measure Results for AMERIGROUP

Cholesterol Management for Patients With Cardiovascular Conditions (cmc)

Persistence of Beta-Blocker Treatment After a Heart Attack (pbh)

Disease Modifying Anti-Rheumatic Drug Therapy in Rheumatoid Arthritis (art)

Effectiveness of Care: Behavioral Health

Follow-Up Care for Children Prescribed ADHD Medication (add)

Appendix F: Department of Community Health, State of Georgia
Audited CY 2012 HEDIS Measure Results for AMERIGROUP

Diabetes Screening for People With Schizophrenia or Bipolar Disorder Who Are Using Antipsychotic Medication (ssd)
Diabetes Monitoring for People With Diabetes and Schizophrenia (smd)
Cardiovascular Monitoring for People With Cardiovascular Disease and Schizophrenia (smc)
Adherence to Antipsychotic Medications for Individuals With Schizophrenia (saa)
Effectiveness of Care: Medication Management
Annual Monitoring for Patients on Persistent Medications (mpm)

Adults' Access to Preventive/Ambulatory Health Services (aap)

Children and Adolescents' Access to Primary Care Practitioners (cap)

Initiation and Engagement of AOD Dependence Treatment (iet)

Appendix F: Department of Community Health, State of Georgia
Audited CY 2012 HEDIS Measure Results for AMERIGROUP

Well-Child Visits in the Third, Fourth, Fifth and Sixth Years of Life (w34)

Inpatient Utilization--General Hospital/Acute Care: Total (ipua)
Inpatient Utilization--General Hospital/Acute Care: Dual Eligibles (ipub)
Inpatient Utilization--General Hospital/Acute Care: Disabled (ipuc)
Inpatient Utilization--General Hospital/Acute Care: Other (ipud)
Identification of Alcohol and Other Drug Services: Total (iada)
Identification of Alcohol and Other Drug Services: Dual Eligibles (iadb)
Identification of Alcohol and Other Drug Services: Disabled (iadc)

Appendix F: Department of Community Health, State of Georgia
Audited CY 2012 HEDIS Measure Results for AMERIGROUP

Identification of Alcohol and Other Drug Services: Other (iadd)

Relative Resource Use for People With Cardiovascular Conditions (rca)

Appendix F: Department of Community Health, State of Georgia
Audited CY 2012 HEDIS Measure Results for AMERIGROUP

Relative Resource Use for People With COPD (RCO)	
AmeriGroup Georgia Managed Care Company, Inc. (Org ID: 7359, SubID: 10188, Medicaid, Spec Area: None, Spec Proj: None)	
Data Element	Measure Data
Eligible Population	252
Exclusions	17
Eligible Population per 1,000 Member Year Medical	1,014.77
Eligible Population per 1,000 Member Year Pharmacy	1,014.77
NameBrandOnlyCount(N1)	1717
NameBrandGenericExistsCount(N2)	1076
GenericOnlyCount (G1)	2113
GenericNameBrandExistsCount (G2)	13658
Total Prescriptions (N1+N2+G1+G2)	18,564.00
Generic Utilization Rate $[(G1 + G2)/(N2+G1+G2)]$	93.61%
Generic Substitution Rate $[(G2)/(N2+G2)]$	92.70%
Overall Generic Utilization $[(G1+G2)/(N1+N2+G1+G2)]$	84.95%
Inpatient Facility PMPM	462.68
E&M Inpatient Services PMPM	24.26
E&M Outpatient Services PMPM	107.77
Surgery & Procedure Inpatient Services PMPM	30.34
Surgery & Procedure Outpatient Services PMPM	122.37
Imaging Services PMPM	102.02
Laboratory Services PMPM	36.27
Pharmacy PMPM	205.04
Inpatient Facility: Acute Inpatient: Medical Days per 1000 MY	1,731.54
Inpatient Facility: Acute Inpatient: Medical Discharges per 1000 MY	350.34
Inpatient Facility: Acute Inpatient: Surgery Days per 1000 MY	547.65
Inpatient Facility: Acute Inpatient: Surgery Discharges per 1000 MY	80.54
Inpatient Facility: Nonacute Days per 1000 MY	0.00
Inpatient Facility: Nonacute Discharges per 1000 MY	0.00
Inpatient Facility Acute Medical ALOS	4.94
Inpatient Facility Acute Surgery ALOS	6.80
Inpatient Facility Nonacute ALOS	NA
Total Inpatient Facility Acute ALOS	5.29

Appendix F: Department of Community Health, State of Georgia
Audited CY 2012 HEDIS Measure Results for AMERIGROUP

Total Inpatient Facility ALOS	5.29
ED Discharges per 1000 MY Medical	2,484.56

Avoidance of Antibiotic Treatment in Adults with Acute Bronchitis (aab)
Use of Spirometry Testing in the Assessment and Diagnosis of COPD (spr)

Use of Appropriate Medications for People With Asthma (asm)

Appendix F: Department of Community Health, State of Georgia
Audited CY 2012 HEDIS Measure Results for AMERIGROUP

Cholesterol Management for Patients With Cardiovascular Conditions (cmc)

Persistence of Beta-Blocker Treatment After a Heart Attack (pbh)

Disease Modifying Anti-Rheumatic Drug Therapy in Rheumatoid Arthritis (art)

Effectiveness of Care: Behavioral Health

Follow-Up Care for Children Prescribed ADHD Medication (add)

Appendix F: Department of Community Health, State of Georgia
Audited CY 2012 HEDIS Measure Results for AMERIGROUP

Diabetes Screening for People With Schizophrenia or Bipolar Disorder Who Are Using Antipsychotic Medication (ssd)
Diabetes Monitoring for People With Diabetes and Schizophrenia (smd)
Cardiovascular Monitoring for People With Cardiovascular Disease and Schizophrenia (smc)
Adherence to Antipsychotic Medications for Individuals With Schizophrenia (saa)
Effectiveness of Care: Medication Management
Annual Monitoring for Patients on Persistent Medications (mpm)

Adults' Access to Preventive/Ambulatory Health Services (aap)

Children and Adolescents' Access to Primary Care Practitioners (cap)

Initiation and Engagement of AOD Dependence Treatment (iet)

Appendix F: Department of Community Health, State of Georgia
Audited CY 2012 HEDIS Measure Results for AMERIGROUP

Well-Child Visits in the Third, Fourth, Fifth and Sixth Years of Life (w34)

Inpatient Utilization--General Hospital/Acute Care: Total (ipua)
Inpatient Utilization--General Hospital/Acute Care: Dual Eligibles (ipub)
Inpatient Utilization--General Hospital/Acute Care: Disabled (ipuc)
Inpatient Utilization--General Hospital/Acute Care: Other (ipud)
Identification of Alcohol and Other Drug Services: Total (iada)
Identification of Alcohol and Other Drug Services: Dual Eligibles (iadb)
Identification of Alcohol and Other Drug Services: Disabled (iadc)

Appendix F: Department of Community Health, State of Georgia
Audited CY 2012 HEDIS Measure Results for AMERIGROUP

Identification of Alcohol and Other Drug Services: Other (iadd)

Relative Resource Use for People With Cardiovascular Conditions (rca)